

Performance By Design.

Exceptional ease of use. Impressive power.
Elegant shape. Introducing the new WD1 and WD2
soldering stations.



**SUPERIOR
LEAD
FREE
PERFORMANCE**

COOPER Hand Tools

Big-screen simplicity

Three programmable presets and a large LCD display make operation easy

Both the WD1 and WD2 stations feature three independent and fully programmable preset buttons that allow you to select a preset temperature for each. The operation of the buttons is similar to the station selection buttons on a car radio... just set the temperature to the desired setting, press and hold any of the buttons for two seconds, and that button is preset to that temperature. The programming range of the buttons is anywhere within the station's temperature range of 150°F to 850°F.

A button can be preset to your favorite idle temperature, allowing you to instantly activate a feature that saves both tip life and power, even before the station activates it automatically.

Both stations also feature a large (67mm x 29mm) high contrast LCD display that simultaneously shows currently selected temperature and the temperature that has been programmed for each of the three preset buttons.


Modern LCD display technology gives users critical information at a glance, while three programmable temperature preset buttons allow quick and easy temperature changes.



50 degrees of freedom

New pencil stand design adjusts to fit each user's personal style

Like the WD1 and WD2 stations, their matching micro soldering pencil stands offer both unmatched style and superior function. No matter which pencil you choose, stands have a four-position tilt adjustment you can set at the angle that feels best to you. Stands also feature an antistatic finish to ensure safety against electrostatic discharge and three (3) tip storage slots.



Special function screens put you in control

The special function menu allows you to quickly and easily access six advanced features. Scrolling through the menu is simple, with no complicated button-pressing sequences.




Setback Time

Allows programming of the number of minutes (1–99), before the temperature sets back to idle mode.




Standby Temperature

Allows selection of desired setback temperature, down to 200° F.



Temperature Lockout

Allows supervisor to easily set a temperature that cannot be changed by the operator.



F°/C° Switching

Allows the temperature display to read in either °F or °C, depending on your process or preference.



Temperature Offset

Allows the display temperature to be adjusted $\pm 72^{\circ}\text{F}$ when working with higher mass tips, where the temperature reading can be affected by the mass of the tip.



Auto-Off Time

Allows programming of the number of minutes of inactivity (1–999), before the station powers off automatically.

Powerful capability

Two distinctly different pencils to best fit your needs

WSP80

The choice for continuous production

This powerful 80-watt pencil allows rapid production when working with lead-free solder, high-mass components, and other demanding applications. A special silver heating element for low thermal loss and fast recovery make this unit ideal for continuous production work.

Specifications:

WSP80 Pencil

Power Consumption	80W
Voltage	24 V
Heating Element Type	Nichrome Wound Silver Spool
Cord Length	5 ft. (1.52 m)
Supplied Tip	LTB



The Silver Spool heating element provides low thermal loss and fast recovery

Heater is integrated into the handle, so when the tip dies, the heater lives on

WMP

The accuracy and economy champ

With a tip-to-grip distance of just 37 mm, accuracy is unsurpassed. And the WMP heating element is built into the pencil, not the tip, so replacement tips cost substantially less. This pencil offers super fast heat-up and superior thermal recovery for fast, efficient soldering.


Specifications:

WMP Pencil

Power Consumption	65 W
Voltage	24 V
Heating Element Type	Nichrome Wound Silver Spool
Cord Length	5 ft. (1.52 m)
Supplied Tip	NT1



Four configurations to give you the most efficient solution:




WD1

SINGLE CHANNEL POWER UNIT

Specifications:

Voltage	120 V (input); 24 V (output)
Footprint	5.12" x 4.13" x 5.75" (130 x 105 x 146 mm)
Power consumption	85W
Temperature range	150° F - 850° F (50° C - 450° C)
ESD safe	Yes
Temperature accuracy	± 9° F (± 5° C)
Temperature stability	± 10° F (± 6° C)



WD2

DUAL CHANNEL POWER UNIT

Specifications:

Voltage	120 V (input); 24 V (output)
Footprint	5.12" x 4.13" x 5.75" (130 x 105 x 146 mm)
Power consumption	160W
Temperature range	150° F - 850° F (50° C - 450° C)
ESD safe	Yes
Temperature accuracy	± 9° F (± 5° C)
Temperature stability	± 10° F (± 6° C)



WD1000

WD1 SINGLE CHANNEL POWER UNIT WITH WSP80 80 WATT SOLDERING PENCIL AND WDH10 SOLDERING PENCIL STAND

Specifications:

Voltage	120 V (input); 24 V (output)
Footprint	5.12" x 4.13" x 5.75" (130 x 105 x 146 mm)
Power consumption	85W
Temperature range	150° F - 850° F (50° C - 450° C)
ESD safe	Yes
Temperature accuracy	± 9° F (± 5° C)
Temperature stability	± 10° F (± 6° C)
Stand	WDH10 (Order number 0051512199)
Pencil	WSP80



WD1001

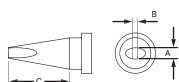
WD1 SINGLE CHANNEL POWER UNIT WITH WMP 65 WATT SOLDERING PENCIL AND WDH20 SOLDERING PENCIL STAND

Specifications:

Voltage	120 V (input); 24 V (output)
Footprint	5.12" x 4.13" x 5.75" (130 x 105 x 146 mm)
Power consumption	85W
Temperature range	150° F - 850° F (50° C - 450° C)
ESD safe	Yes
Temperature accuracy	± 9° F (± 5° C)
Temperature stability	± 10° F (± 6° C)
Stand	WDH20 (Order number 0051512299)
Pencil	WMP

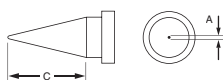
TIPS

LT SERIES TIPS FOR WSP80 SOLDERING PENCIL / TINNED WITH LEAD FREE SOLDER



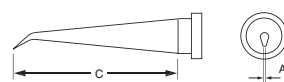
CHISEL

Cat No.	A		B		C	
	IN.	MM	IN.	MM	IN.	MM
LTA	0.063	1.60	0.028	0.70	0.380	9.70
LTB	0.094	2.40	0.031	0.79	0.430	10.90
LTC	0.126	3.20	0.031	0.79	0.430	10.90
LTD	0.181	4.60	0.031	0.79	0.430	10.90
LTH	0.031	0.79	0.016	0.40	0.430	10.90
LTK	0.047	1.20	0.016	0.40	0.730	18.50
LTL	0.078	2.00	0.039	1.00	0.790	20.00
LTM	0.126	3.20	0.047	1.20	0.790	20.00



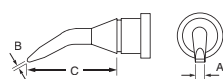
ROUND

Cat No.	A		C	
	IN.	MM	IN.	MM
LT1	0.010	0.25	0.430	10.90
LT1L	0.008	0.20	0.980	25.00
LT1S	0.008	0.20	0.790	20.00
LTAS	0.063	1.60	0.380	9.70
LTCS	0.126	3.20	0.430	10.90
LTS	0.016	0.40	0.790	20.00



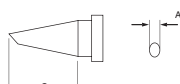
BENT ROUND

Cat No.	A		C	
	IN.	MM	IN.	MM
LT1LX	0.008	0.20	0.980	25.00
LT1SLX	0.012	0.30	0.760	19.20
LT1X	0.010	0.25	0.370	9.40



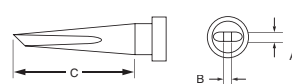
BENT CHISEL

Cat No.	A		B		C	
	IN.	MM	IN.	MM	IN.	MM
LT4X	0.047	1.20	0.016	0.40	0.590	15.00
LTAX	0.063	1.60	0.032	0.80	0.500	12.70
LTHX	0.031	0.79	0.016	0.40	0.790	20.00



SINGLE FLAT

Cat No.	A		C	
	IN.	MM	IN.	MM
LTF	0.047	1.20	0.490	12.50



KNIFE

Cat No.	A		B		C	
	IN.	MM	IN.	MM	IN.	MM
LTKN	0.059	1.50	0.033	0.80	0.730	18.50

NT SERIES TIPS FOR WMP MICRO SOLDERING PENCIL / TINNED WITH LEAD FREE SOLDER



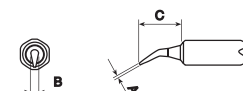
MICRO

Cat No.	A		C	
	IN.	MM	IN.	MM
NT1	0.010	0.25	0.291	7.40
NT1S	0.010	0.25	0.333	8.45



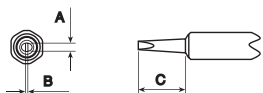
ROUND

Cat No.	A		C	
	IN.	MM	IN.	MM
NT4	0.047	1.20	0.390	9.90



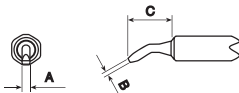
BENT ROUND

Cat No.	A		B		C	
	IN.	MM	IN.	MM	IN.	MM
NT1X	0.016	0.40	0.063	1.60	0.321	8.15



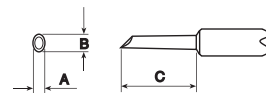
CHISEL

Cat No.	A		B		C	
	IN.	MM	IN.	MM	IN.	MM
NT6	0.063	1.60	0.016	0.40	0.372	9.45
NTA	0.063	1.60	0.016	0.40	0.331	8.40
NTB	0.094	2.40	0.031	0.80	0.289	7.35
NTC	0.126	3.20	0.031	0.80	0.305	7.75
NTD	0.157	4.00	0.031	0.80	0.305	7.75
NTH	0.031	0.80	0.016	0.40	0.331	8.40
NTK	0.047	1.20	0.016	0.40	0.331	8.40



BENT CHISEL

Cat No.	A		B		C	
	IN.	MM	IN.	MM	IN.	MM
NTAX	0.063	1.60	0.031	0.80	0.339	8.61



GULL WING FOR DRAG SOLDERING

Cat No.	A		B		C	
	IN.	MM	IN.	MM	IN.	MM
NTGW	0.079	2.00	0.118	3.00	0.528	13.40