

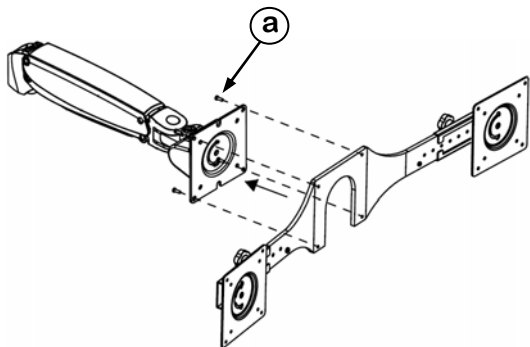
Hardware



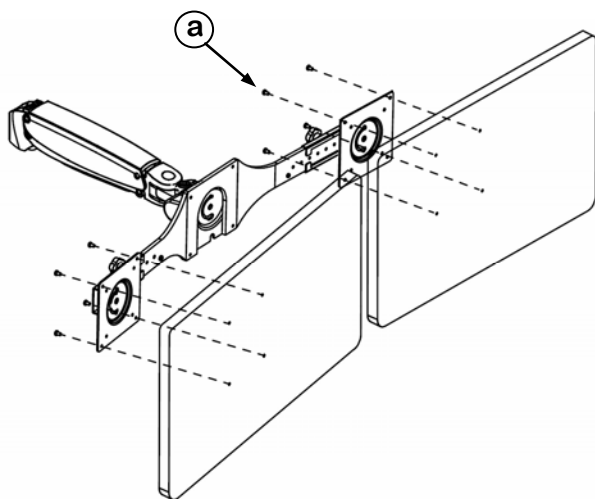
M4 x 8 screw X 12

Assembly Instruction

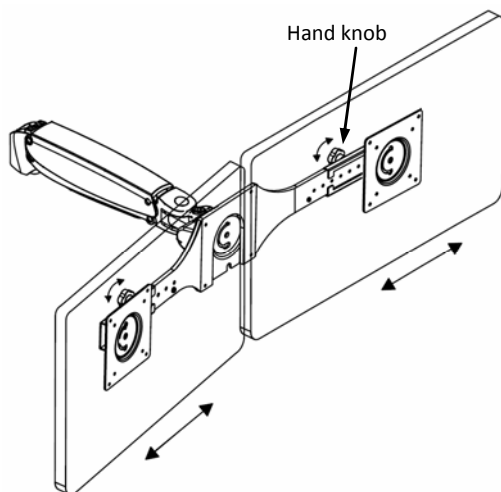
- 1 Attach Fixed Wings with Telescopic Pivots to the Vesa Plate of the monitor arm.



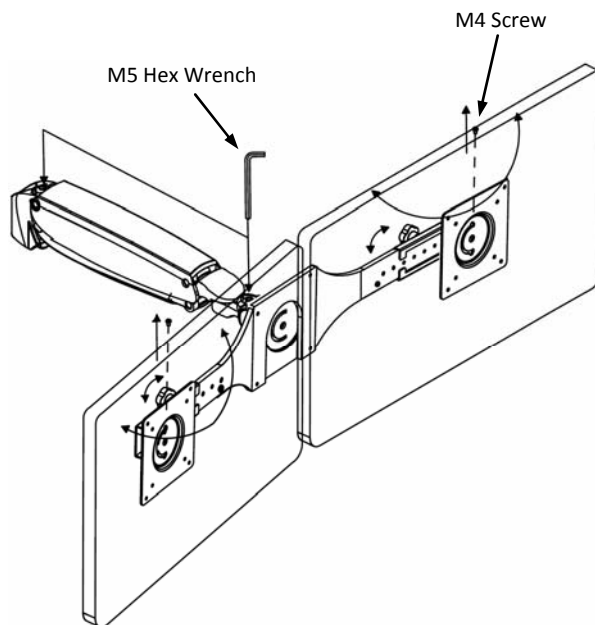
- 2 Attach two monitors to the Extended Pivots.



- 3 Adjust the pivots along the wings to fit your monitors. Tighten Hand Knobs to fix the Pivots.



- 4a Adjust forearm tension and pivot (M6 type 1 or 2 arms)
Remove the M4 screw to allow pivot to swing left or right.



- 4b Adjust forearm tension and pivot (HDM6 type 3 arms)
Remove the M4 screw to allow pivot to swing left or right.

