

Register your product
and get support at
www.philips.com/welcome

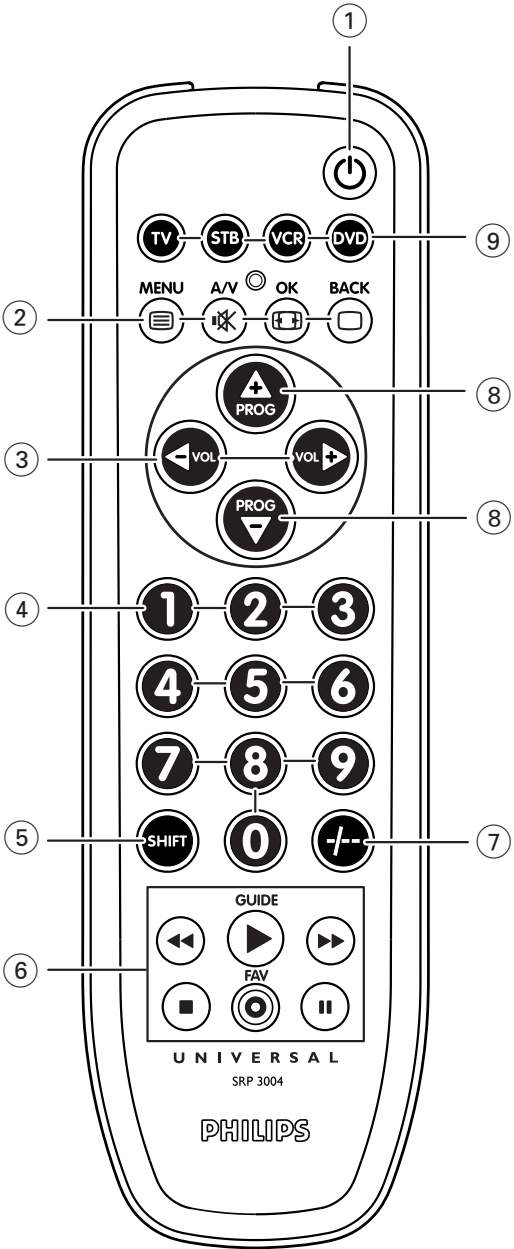
Universal remote control

SRP 3004/10

EN	User manual	3
DE	Bedienungsanleitung	9
FR	Mode d'emploi	16
IT	Manuale d'uso	23
ES	Instrucciones de manejo	30
RU	Пользовательское руководство	37
PL	Instrukcja obsługi	44
NL	Gebruikershandleiding	51
GR	Εγχειρίδιο χρήσης	58
CZ	Uživatelský manuál	66
SV	Bruksanvisning	73
PT	Manual do utilizador	80
DK	Brugervejledning	87
FI	Käyttöopas	94
NO	Bruksanvisning	101



PHILIPS



Contents

1. Introduction	3
2. Installing the remote control	3-6
Inserting the batteries	3
Testing the universal remote control	3-4
Setting the remote control for TV	4-6
3. Keys and functions	6-8
4. Need help?	8
Code list of all brands / equipment	108-123
Equipment list	124
Helpline	124
Information to the Consumer	125

1. Introduction

Congratulations on your purchase of the Philips SRP 3004 universal remote control. After setting up the remote control you can operate up to 4 different devices with it.

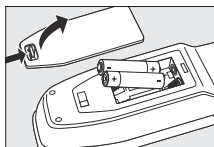
The remote control's patented Quick & Easy setup allows easy setup for TV, STB (set-top boxes for cable box, satellite receiver, Digital Video Broadcasting Terrestrial device - DVB-T), DVD player/recorder and VCR.

Simply follow the instructions in chapter 'Setting up the remote control for TV' to easily set up the remote control for your devices.

2. Installing the remote control

Inserting the batteries

- 1 Press the cover inwards and slide it in the direction of the arrow.
- 2 Place two AAA type batteries into the battery compartment, as shown.
- 3 Slide the cover back and click it firmly into place.




Testing the universal remote control

It is advised to test whether your device(s) already respond(s) to the SRP 3004 before setting it up (see 'Setting up the remote control for TV').

The example below (TV) instructs you how to do this. You can repeat the same steps for other devices (STB (set-top boxes for cable box, satellite receiver, Digital Video Broadcasting Terrestrial device - DVB-T), DVD player/recorder and VCR) which you want to operate using the SRP 3004.

Example of TV:

- 1** Turn your TV on manually or use the original remote control.
Tune to channel 1.
- 2** Press the  key to select TV.
Press the key until it lights up.
 - If the key does not light up, check whether the batteries are properly inserted (see 'Inserting the batteries').
- 3** Check whether the keys you need for operating your TV are working.
For an overview of the keys and their functions see '3. Keys and functions'.
 - If the TV responds as it should to all of the key commands the SRP 3004 is ready for use.




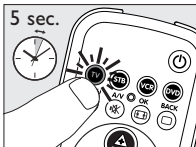

- **If the device does not respond at all or not to all of the key commands, follow the instructions under 'Setting the remote control for TV', or for online setup go to: www.philips.com/lurc. In the Philips Universal Remote Control Help Center, follow the on-screen instructions. In step 1 'Find your remote', select SRP 3004 as your remote control.**

Setting the remote control for TV

This is only necessary if your device does not respond to the SRP 3004. If that is the case, the SRP 3004 does not recognize the brand and/or model of your device and you need to program the remote control to do so.


The example below (TV) instructs you how to do this. You can repeat the same steps for other devices (STB (set-top boxes for cable box, satellite receiver, Digital Video Broadcasting Terrestrial device - DVB-T), DVD player/recorder and VCR) which you want to operate using the SRP 3004.

Example of TV:


- 1** Turn on the TV manually or use the original remote control.
Tune in to channel 1.
- 2** Select TV: keep the  key pressed for 5 seconds until it blinks twice and then remains lit.
 
- 3** Look up the brand of your TV in the code list at the back of this manual. A four-figure code is shown for each brand. Note this code.
 

Then enter the code noted in step 3, using the digit keys (e.g.

2 7 0 1).

- The  key will now blink twice and then remains lit.

If the key blinks once for an extended period, the code has not been entered properly or the wrong code has been entered. Start again from step 2.


- 4** Press and hold the  key and immediately release it when the TV switches off (standby).

This may take up to 30 seconds.

- 5** Turn on the TV and check if you can operate all functions on your TV with the SRP 3004.

- If the TV responds to all of the key commands, the SRP 3004 is ready for use.

- If a key does not function (properly), try repairing the key. For this, see 'Repairing a key'.


- 6** Press the  key twice to exit setup mode and save your settings.

- When no key is pressed for 2 minutes or more the remote control will exit setup mode automatically.

- **If the device does not respond at all or not to all of the key commands or if you cannot find the code for your brand, enter '0, 0, 0, 0' in step 3 and continue with step 4. The remote control will now search the full database for a code that works with your TV. Full database search may take up to 15 minutes.**

Setting the remote control for other devices (STB (set-top boxes for cable box, satellite receiver, Digital Video Broadcasting Terrestrial device - DVB-T) DVD player/recorder and VCR).

- 1** Make sure the device is turned on, fully operational and able to respond to remote control commands. E.g. insert a video cassette in the VCR or a disc in the DVD player/recorder.
- 2** Then follow steps 2 to 6 of 'Setting the remote control for TV'.



Repairing a key

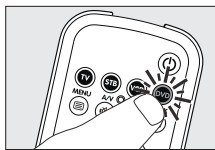
If a device does not respond properly to a key command you can have the remote control search for the key function in its database.

During initial setup

- 1 Make sure the receiving device is able to respond. E.g. when you try to repair the Play button for your DVD player; make sure to insert a DVD in the DVD player otherwise the Play button is not able to function.
 - 2 Press the key that does not function, *keep it pressed* and *immediately* release it when the device responds. Repeat this for every key that does not function.
- If the key still does not function (properly), try pressing it again for a longer period of time.

After initial setup

- 1 Make sure the receiving device is able to respond. E.g. when you try to repair the Play button for your DVD player; make sure to insert a DVD in the DVD player otherwise the Play button is not able to function.
- 2 Select the device you wish to operate (e.g. DVD). Keep the device key (DVD) pressed until it blinks twice and then remains lit.



- 3 Keep keys ④ and ⑥ pressed simultaneously for 3 seconds.
- 4 Press the key that does not function, *keep it pressed* and *immediately* release it when the device responds.






- If the key still does not function (properly), try pressing it again for a longer period of time.

3. Keys and functions

The illustration on page 3 gives an overview of all keys and their functions.

- ① **Standby**Switches TV, STB (set-top boxes for cable box, satellite receiver, Digital Video Broadcasting Terrestrial device - DVB-T), DVD player/recorder or VCR on or off.
- ② **MENU /**DVD:
 - switches the disc menu on and off.
 - pressed together with SHIFT ⑤: enters the system menu.
 TV:
 - switches teletext on/off.
 - pressed together with SHIFT ⑤: opens the TV menu.
 VCR: pressed together with SHIFT ⑤: opens the VCR menu.

- STB:
- opens set-top box menu, Box office, List.
 - pressed together with SHIFT (5): switches teletext on/off.
- A/V** /  - mutes the sound of the TV.
- pressed together with SHIFT (5): selects external Audio/Video inputs.
- OK** /  TV:
- selects wide screen TV (16:9).
 - pressed together with SHIFT (5): confirms your selection.
- DVD: pressed together with SHIFT (5): selects Play mode.
- BACK** /  - jumps back one level in the menu or turns off the menu.
- switches text TV off.
- DVD: pressed together with SHIFT (5): opens Showview
- ③ **-VOL +** - adjusts the TV volume.
- pressed together with SHIFT (5): cursor left, right in a menu.
- ④ **Digit keys** direct choice of channels and tracks.
- Pressed together with SHIFT (5):
- 1** TV: Info, Display.
DVD/STB: Info, Display, Title.
- 2** TV/VCR/DVD/STB: exits menu.
- 4** TV/DVD/STB: selects Subtitle.
- 5** TV: selects previous picture.
DVD: Recall.
STB: Last.
- 6** TV/VCR/DVD/STB: Sleep.
- 7** STB: *.
- 8** STB: #.
- ⑤ **SHIFT** for extra functions. When pressed at the same time as a second key, the second key will get another function. Only functions featured on the original remote control are available.
- ⑥ **◀** TV: red fasttext key.
STB: Red, C.
VCR/DVD/STB: searches fast backwards.
- ▶ / GUIDE** VCR/DVD: starts playback.
DVD: pressed together with SHIFT (5): selects Electronic Program Guide.
STB: selects Electronic Program Guide.
Pressed together with SHIFT (5): starts playback.
- ▶▶** TV: blue fasttext key.
STB: Blue, B. Pressed together with SHIFT (5): searches fast forward.
VCR/DVD: searches fast forward.

-VCR/DVD: stops playback / recording.
TV: green fasttext key.
STB: Green, D. Pressed together with
SHIFT (5): stops playback.
- / **FAV**TV: white fasttext key.
VCR/DVD: starts recording. Pressed
together with SHIFT (5): favorites.
STB: Favorites. Pressed together with
SHIFT (5): starts recording.
- ||TV: yellow fasttext key.
VCR/DVD: pause playback / recording.
STB: Yellow, A. Pressed together with
SHIFT (5): pauses playback.
- ⑦ -/--selects between one- and two-figure
channel numbers.
- ⑧ - **PROG +**- selects a previous or following channel
/ program.
- pressed together with SHIFT (5): cursor
up, down in a menu.
- ⑨ **TV/STB/
VCR/DVD**selects TV, STB (set-top boxes for cable
box, satellite receiver, Digital Video
Broadcasting Terrestrial device - DVB-T),
VCR or DVD mode.

4. Need help?

We advise you to first read this user manual carefully. It is provided to help you set up and use the remote control.

If, however, you require extra information or have additional questions about setup, usage, spare parts, warranty, etc. of the SRP 3004 you can always contact us.

Before calling our helpline, first fill out the equipment list at the end of this user manual. Make sure to have the list and the SRP 3004 at hand when you call, so that our operators can help you determine whether the SRP 3004 is working properly.

You will find our contact details at the end of this user manual. The model number of your Philips universal remote control is SRP 3004/10.

Date of purchase://
(day/month/year)

Brandname	Setupcode		
888.....	0006	Alltech.....	0109
1&1.....	3908	Alpha.....	0112
4Kus.....	0005	Altai.....	3690
		Ambassador.....	0120
		Amino.....	0128
A		Amitech.....	0130
A.R. Systems.....	0012	Amitronica.....	0131
AB Sat.....	3689	AMOi.....	0132
ABC.....	0013	Ampere.....	0134
ACE.....	0026	Amplivision.....	0138
Acme.....	3521	Amstrad.....	0140
Action.....	0033	AMW.....	0143
Acura.....	0036	Amway.....	0144
ADA.....	0038	Anam.....	0146
ADB.....	0039	Anam National.....	0147
ADC.....	0040	Andover.....	0149
Addison.....	0043	Anglo.....	0151
Adelsound.....	0044	Anhua.....	0153
Admiral.....	0046	Anitech.....	0154
Adyson.....	0058	Ankaro.....	0155
AEG.....	0059	Ansonic.....	0156
Aegir.....	0060	AntSat.....	0161
Agashi.....	0063	Anttron.....	0162
Agazi.....	3522	AnySat.....	0164
AGB.....	0064	AOC.....	0165
AGS.....	0067	Aodeiong.....	4150
Aiko.....	0069	Aolinpiya.....	4089
Aim.....	0070	Aolinpu.....	4090
Airis.....	0071	Apex.....	3691
Aiwa.....	0072	Apollo.....	0171
Akai.....	0074	Arc en Ciel.....	0178
Akiba.....	0078	Arcam.....	0179
Akira.....	0079	Arcam Delta.....	3524
Akishi.....	4148	Arcon.....	0182
Akito.....	0082	Ardem.....	0184
Akura.....	0083	Arion.....	0187
Akustic.....	4149	Aristona.....	0192
Alaron.....	0085	Ariza.....	0193
Alba.....	0086	Armstrong.....	0195
ALBIRAL.....	3775	Arrox.....	0198
Alcatel.....	0089	Arthur Martin.....	0200
Alcyon.....	0093	ASA.....	0202
Aldes.....	0094	Asat.....	0204
Alize.....	0100	Asberg.....	0205
Alkos.....	3523	ASCI.....	0206
Allantide.....	0102	ASLF.....	0211
Allegro.....	0103	Asono.....	0212
Allorgan.....	0105	AST.....	0216
Allsar.....	4088	Astacom.....	0217
Allsat.....	0106	Aston.....	0220
Allsonic.....	0107	Astra.....	0221
Allstar.....	0108	Astratec.....	0223

Astro.....	0224	Beon.....	0361
Asuka.....	0227	Best.....	0364
ATACOM.....	0228	Best Buy.....	0365
Atlanta.....	0232	Bestar.....	0368
Atlantic.....	0233	Bestar-Daewoo.....	0369
ATLM.....	4151	Bestavision.....	0370
Atori.....	0237	Beston.....	4152
Auchan.....	0240	Big Brother.....	0375
Audiosonic.....	0264	Binatone.....	0378
AudioTon.....	0266	Birmingham Cable	
Auna.....	0272	Communications.....	0382
Aurora.....	0274	Black Panther Line.....	4196
Ausind.....	0276	Black Star.....	0386
Austar.....	0277	Blackbird.....	0387
Autovox.....	0280	Blacktron.....	3526
Avalon.....	0286	Blackway.....	0388
Avious.....	0291	Blaupunkt.....	0390
AVM.....	0294	Blue Sky.....	0395
Awa.....	0296	Blue Star.....	0396
Axiel.....	0297	Boca.....	0399
Axil.....	0298	Boghe.....	0400
Axis.....	0300	Bondstec.....	0403
Ayomi.....	3525	Boom.....	0404
		Boots.....	0405
B		BOSE.....	0407
B & K.....	0304	Bosston.....	0409
Baihehua.....	4091	Boston.....	0410
Baihua.....	4092	BPL.....	0413
Baile.....	0310	Brain Wave.....	3692
Baird.....	0311	Brainwave.....	0415
Bang & Olufsen.....	0314	Brandt.....	0416
BaoHuaShi.....	0316	Brinkmann.....	0423
Baosheng.....	0318	Briionvega.....	0424
Barcom.....	0320	Britannia.....	0425
BARON.....	3959	British Telecom.....	0427
Basic Line.....	0325	Broadcast.....	0428
Bastide.....	0327	Broco.....	0431
Baur.....	0331	Bruns.....	0435
Baze.....	0334	BSkyB.....	0436
Bazin.....	0335	BSR.....	0437
BBK.....	0337	BT.....	0438
BBT.....	0338	BT Cable.....	3995
BeauSAT.....	0341	BT Satellite.....	3693
BEC.....	0342	BT Vision.....	3742
Beijing.....	0345	BTC.....	0439
Beko.....	0346	Bubu Sat.....	0440
Belgacom TV.....	0349	Bush.....	0445
Bell Atlantic.....	0351	BVV.....	0447
Bellagio.....	0354		
Belson.....	0355		
Benjamin.....	0358		
Benq.....	0359		

C	Chunlan.....	4097
Cable Innovations.....	Chunsun.....	0549
Cabletime.....	Churchill.....	0550
Caihong.....	Cimline.....	0552
Cailing.....	Cinetec.....	0560
Caixing.....	CineVision.....	0562
Cambridge.....	Citizen.....	0567
Cambridge Audio.....	City.....	0569
Cameron.....	CityCom.....	0570
Camundosat.....	Clarivox.....	0576
Canal Digital.....	Classic.....	0580
Canal Satellite.....	Clatronic.....	0581
Canal+.....	Clemens Kamphus.....	0587
Capsonic.....	Clyde.....	0588
Carad.....	Clyde Cablevision.....	3694
Caravell.....	CMS.....	0590
Carena.....	CMS Hightec.....	0591
Carrefour.....	CNT.....	0594
Cascade.....	Coby.....	0597
Casio.....	Colombia.....	0599
CAT.....	Columbia.....	0604
Catha.....	COLUMBUS.....	0605
Cathay.....	Comag.....	0606
Caton.....	Comcrypt.....	0610
Catron.....	Commander.....	0613
CCE.....	CommLink.....	0616
CCI.....	Comtech.....	3776
Celestial.....	Concorde.....	0626
cello.....	Condor.....	0627
CellularVision.....	Conia.....	0628
Centrex.....	Conic.....	0629
Centrum.....	Connect TV.....	3384
Centurion.....	Connexions.....	0631
Century.....	Conrad.....	0633
CGE.....	Conrad Electronic.....	3695
CGV.....	Conrowa.....	0634
Changcheng.....	Contec.....	0635
Changfei.....	Continental Edison.....	0637
Changfeng.....	Cosat.....	0645
Changhai.....	Coship.....	0646
Changhong.....	Cosmel.....	0647
Channel Master.....	Crosley.....	0655
Chaparral.....	Crown.....	0658
Chengdu.....	Crypto.....	0660
CHEROKEE.....	Cryptovision.....	0661
Chesley.....	CS Electronics.....	0663
Chess.....	CTC.....	0664
Chili.....	CTC Clatronic.....	3527
Chimei.....	C-Tech.....	0449
Chuangjia.....	CVG.....	3996
Chunfeng.....	CyberHome.....	0672
Chung Hsin.....	Cybermaxx.....	3696



Cybertron.....	0675	Dilog.....	0788
Cyrus.....	0679	Ding Tian.....	4156
D		DiPro.....	0792
Daehan.....	0689	Discoverer.....	0796
Daenyx.....	0690	Discovery.....	0797
Daeryung.....	0691	Diseqc.....	3698
Daewoo.....	0692	Diskxpress.....	0802
Dainichi.....	0694	Distratel.....	0804
Dalton.....	0696	Distrisat.....	0805
Dansai.....	0699	Ditristrad.....	3699
Dansat.....	0700	Dixi.....	0807
Dantax.....	0702	DK Digital.....	0808
Datsura.....	0703	Dmtech.....	0813
Dawa.....	0707	DNR.....	0815
Daytek.....	0708	DNT.....	0816
Dayton.....	0709	Dong Woo.....	0819
Daytron.....	0710	DongBao.....	4098
Dayu.....	0711	DongDa.....	0820
D-Box.....	0682	Donghai.....	0821
DCS.....	4154	DongHua.....	4099
DDC.....	0714	Donglin.....	4100
De Graaf.....	0716	Drake.....	0825
DEC.....	0717	Drean.....	0832
Decca.....	0718	DSE.....	0833
Decsat.....	0719	DStv.....	0835
Deitron.....	0722	DTS.....	0837
Delega.....	3697	Dual.....	0838
Demo.....	0729	Dual-Tec.....	3528
Denca.....	4083	Dumont.....	0840
Denko.....	0730	Dune.....	0841
Denon.....	0731	Duongjie.....	4101
Denver.....	0733	Dux.....	0843
Denzel.....	0734	D-Vision.....	0684
Desay.....	0737	DVX.....	0847
Desmet.....	0738	Dynasat.....	0852
Dew.....	0742	DynaStar.....	0853
DGStation.....	0744	Dynatron.....	0855
Diamant.....	0746	E	
Diamond.....	0747	Eastern.....	0859
Digatron.....	0751	Easy Home.....	3700
Digenius.....	0752	Echostar.....	0866
Digi1.....	3388	Eclipse.....	0867
Digitality.....	0755	E-Dem.....	3624
Digiline.....	0759	EIF.....	0873
DigiO2.....	3389	Einhell.....	0875
Digipro.....	0762	Elap.....	0877
DigiQuest.....	0763	Elbe.....	0880
DigitAll World.....	0775	Elbe-Sharp.....	3529
Digitor.....	0781	Elcatech.....	0882
Digiturk.....	0783	Elcit.....	0883
Dihe.....	4155	Electa.....	3530



Electricord	0886	F	
ELECTRO TECH	3531	Fagor Life.....	4102
Electrohome.....	0890	Fast.....	0988
Electron.....	0891	Fastweb.....	0989
Electus.....	0894	Feilang.....	0990
Elekta.....	0895	Feilu.....	0991
Elektra.....	0896	Feiyan.....	0992
ELG.....	0900	Feiyue.....	0993
Elin.....	0902	Fenmenti.....	4103
Elite.....	0903	Fenner.....	0994
Elman.....	0907	Ferguson.....	0996
Elsat.....	0908	Fidelity.....	0998
Elsay.....	0909	Filmnet.....	0999
Elta.....	0910	Filmnet Cablecrypt.....	3701
Emanon.....	0913	Filmnet Comcrypt.....	3702
Emerson.....	0917	Filsai.....	1000
Emme Esse.....	0919	Finepass.....	1002
Emperor.....	0921	Finlandia.....	1003
Engel.....	0929	Finlux.....	1004
Enzer.....	0934	FinnSat.....	1005
Ep Sat.....	0935	Fintec.....	1006
Epson.....	0937	Firstline.....	1008
Erastar.....	0940	Fisher.....	1009
Erres.....	0942	Flair Mate.....	1010
ESC.....	0945	Flint.....	1014
Etron.....	0949	FNR.....	1016
Etzuko.....	4203	Formenti.....	1023
EURIEULT.....	0950	Formenti-Phoenix.....	1024
Euro1.....	0951	Fortec Star.....	1026
Eurocrypt.....	0952	Fortress.....	1027
Eurodec.....	0953	Foxtel.....	1029
Eurofeel.....	0954	Fraba.....	1030
Euroline.....	0955	Fracarro.....	1032
Euroman.....	0956	France Satellite/TV.....	3703
Europa.....	0957	France Telecom.....	1033
European.....	0958	Free.....	4157
Europhon.....	0959	Freebox.....	1036
Europlus.....	0960	Freecom.....	1037
Eurosat.....	0962	Freesat.....	1038
Eurosky.....	0963	Friac.....	1040
Eurospace.....	0964	Frontech.....	1042
Eurostar.....	0965	FTE.....	1043
Euskaltel.....	0966	FTEmaximal.....	1044
Eutelsat.....	0967	Fuba.....	1045
Eutra.....	0968	Fugionkyo.....	1046
Exator.....	0974	Fujitsu.....	1052
Expert.....	0976	Fujitsu General.....	1053
Exquisit.....	0978	Funai.....	1056
		FUTEC.....	3960



G

Galaxi.....	1068
Galaxis.....	1069
Galaxisat.....	1070
Gangtai.....	4104
Ganxin.....	1072
Gardiner.....	1073
GBC.....	1078
GC Electronics.....	1080
GE.....	1081
Geant Casino.....	1082
GEC.....	1083
Gecco.....	1084
Geloso.....	1087
General.....	1090
General Instrument.....	1093
General Technic.....	1095
Genexxa.....	1097
Gensat.....	1100
Geotrack.....	1102
Gericom.....	1103
Gewang.....	4158
Giant.....	1113
Giec.....	1115
Global Solutions.....	1120
Global Sphere.....	1121
Globo.....	1122
GMI.....	1124
Go Video.....	1126
Goldbox.....	3704
Golden Channel.....	1133
Golden Interstar.....	1134
Goldhand.....	1136
GoldStar.....	1140
Gooding.....	1141
Goodmans.....	1142
Gorenje.....	1144
Gould.....	1145
GPM.....	1149
Gradiente.....	1151
Graetz.....	1152
Granada.....	1154
Grandin.....	1156
Great Wall.....	4105
Gronic.....	1160
Grothusen.....	1161
Grundig.....	1162
Grunkel.....	1164
G-Sat.....	1067
GVG.....	1169

H

H&B.....	3635
Haaz.....	1172
Haensel & Gretel.....	1173
Haier.....	1175
HaiHong.....	1176
Haile.....	4106
Haitai.....	4159
Haiyan.....	1177
Halifax.....	1179
Hampton.....	1183
Hanseatic.....	1190
Hantarex.....	1192
Hantor.....	1193
Hanuri.....	1194
Haoji.....	4160
Harting und Helling.....	1201
Harwood.....	1204
Hase & Igel.....	1205
Hauppauge.....	1206
HCM.....	1210
HE@D.....	1213
Heliocom.....	1218
Helium.....	1220
Hema.....	1222
Hemmermann.....	1223
Hiifvox.....	1233
Higashi.....	1234
Highline.....	1236
Hikona.....	1237
HiMAX.....	1241
Hinari.....	1243
Hirschmann.....	1246
Hisawa.....	1247
Hisense.....	1249
Hitachi.....	1251
Hitachi Fujian.....	1252
Hitsu.....	1257
Hivion.....	1258
HNE.....	1260
HNS.....	1261
Hoehner.....	1262
Home Tech Industries.....	1266
Homecast.....	1268
HomeChoice.....	1269
Hongmei.....	1272
Hongyan.....	1274
Hornyphon.....	1277
Hoshai.....	1278
Hotel TV.....	4107
Houston.....	1280
Huabao.....	4161



Huabaojamo.....	4162	ITS.....	1405
Huafa.....	1287	ITT.....	1406
Huanghaimei.....	1288	ITT Nokia.....	1407
Huanghe.....	1289	ITV.....	1408
Huanglong.....	1290		
Huangshan.....	1291	J	
Huanyu.....	1292	Janeil.....	1414
Huaqiang.....	1293	Jazztel.....	1419
Huari.....	1294	JEC.....	1426
Huijiaban.....	4108	Jerrold.....	1431
Humax.....	1298	Jeutech.....	1433
Huodateji.....	1302	Jiahua.....	1435
Huth.....	1305	JiaLiCai.....	1436
Hygashi.....	1308	Jian Sheng.....	4112
Hyper.....	1309	Jieke.....	4163
HyperVision.....	1311	Jinfeng.....	1438
Hypson.....	1312	Jingewangpai.....	4164
Hyundai.....	1315	Jingwei.....	4165
		Jinhai.....	1439
I		Jinlipu.....	4113
Iberia.....	1320	Jinque.....	1440
ICE.....	1324	Jinta.....	1441
ICeS.....	1325	Jinwang.....	4166
ID Digital.....	1329	Jinxing.....	1442
Imex.....	1344	Jinxingban.....	4114
Impego.....	4207	Jiuzhou.....	1443
Imperial.....	1346	Johansson.....	1449
Imperial Crown.....	1347	JOK.....	1451
Indesit.....	1349	JSR.....	1459
Indiana.....	1350	Jugao.....	4167
Ingelen.....	1354	Juhua.....	1461
Ingersol.....	1355	JVC.....	1464
Inno Hit.....	1358		
Innovation.....	1360	K	
InOutTV.....	1365	Kabel Deutschland.....	1468
INTER.....	4109	Kaige.....	1470
Interactive.....	3534	Kaisui.....	1471
Interbuy.....	1376	Kamm.....	1474
Interfunk.....	1377	Kamosonic.....	3535
Internal.....	1379	Kamp.....	1475
International.....	1380	Kangchong.....	1476
Interstar.....	1383	Kanghua.....	1477
Intertronic.....	1384	Kangli.....	1478
Intervision.....	1386	Kangwei.....	4115
Inverto.....	1387	Kangyi.....	1479
InVideo.....	1388	Kansai.....	1480
IR.....	4110	Kansalaisboksi.....	3498
Irradio.....	1396	Kaon.....	1482
IRTE.....	1398	Kapsch.....	1483
Isukai.....	1402	Karcher.....	1484
IT.....	4111	Kathrein.....	1486
ITC.....	1404	Kathrein Eurostar.....	3707





Kawa.....	1487	Lenco.....	1615
Kawasho.....	1489	Leng.....	3708
Kendo.....	1500	Lennox.....	1616
Kennedy.....	1504	Lenoir.....	1617
Kennex.....	1505	Lenson.....	1620
Kenwood.....	1507	Lesla.....	1622
Ketai.....	4168	Lexus.....	3649
Key West.....	1509	Leyco.....	1627
KeyPlug.....	3646	LG.....	1628
KIC.....	1512	LG Alps.....	1629
Kiiro.....	1513	LG/GoldStar.....	3536
Kingavon.....	1519	Liesenk.....	3537
Kingsely.....	4116	Liesenk & Tter.....	1630
Kingsley.....	1520	Life.....	3538
Kiota.....	1522	Lifesat.....	1632
Kiss.....	1524	Lifetec.....	1633
Kiton.....	1525	Lihua.....	1636
Klap.....	1526	Limit.....	1637
Kneissel.....	1535	Linshuma.....	4170
Koda.....	1539	Lion.....	1643
Kolin.....	1541	Liteon.....	1645
Kolon.....	1542	Lloyd's.....	1648
Kolster.....	1543	Local India TV.....	1653
Kongque.....	1545	Loewe.....	1660
Konig.....	1547	Loewe Opta.....	3540
Konka.....	1548	LogicLab.....	3650
Korpel.....	1552	Logik.....	1661
Korting.....	1554	Longjiang.....	1664
Kosmos.....	1557	Longzhipai.....	4171
Koyoda.....	1561	Lorenzen.....	1666
KR.....	1562	Lorraine.....	1669
Kreatel.....	1565	Luma.....	1674
Kreismeyer.....	1567	Lumatron.....	1676
K-SAT.....	1467	Lupus.....	1678
KTV.....	1572	Lux May.....	1680
Kuaile.....	1573	Luxor.....	1683
Kunlun.....	1578	Luxorit.....	1684
Kuro.....	1579	LuxSAT.....	1685
KXD.....	1581	Lyonnaise.....	3709
Kyoshu.....	1583		
Kyostar.....	1584	M	
Kyoto.....	1585	M & B.....	3710
		M Technologies.....	1689
L		Macab.....	1692
L&S Electronic.....	1588	Macom.....	1693
Lafayette.....	1591	Madison.....	1698
Lasat.....	1597	Maestro.....	1700
Lawson.....	1603	Magnadyne.....	1702
Layco.....	4117	Magnafon.....	1703
Lecson.....	1606	Magnavox.....	1706
Legend-V.....	4169	Magnex.....	1707
Lemon.....	1614	Magnum.....	1709



Majestic.....	1713	Micronik.....	1825
Malata.....	1715	Microstar.....	1827
Manata.....	1716	Microtec.....	1828
Mandor.....	1717	Midland.....	1831
Manesth.....	1718	Migros.....	1832
Manhattan.....	1719	Minato.....	1835
Marann.....	1723	Minerva.....	1838
Marantz.....	1724	Minoka.....	1840
Marelli.....	1729	Minowa.....	1843
Mark.....	1731	Mirror.....	1851
Marks and Spencer.....	3585	Mitsubishi.....	1855
Marquant.....	1734	Mitsui.....	4173
Mascom.....	1738	Mitsumi.....	1856
Maspro.....	1739	Mitzu.....	4174
Master's.....	1742	Mivar.....	1857
Masuda.....	1744	Mizuda.....	1860
Mataw.....	1745	Mnet.....	1862
Matsui.....	1750	MoDeng.....	4120
Matsushita.....	1751	Mogen.....	1865
Max.....	1753	Monyka.....	1873
Maxdome.....	3586	Mood.....	1874
Maxi.....	1758	Morgan Sydney.....	3712
Maxview.....	4172	Morgans.....	3970
MB.....	3711	Morgan's.....	1875
MBO.....	1765	Motion.....	1877
Mecotek.....	1776	Motorola.....	1878
Mediabox.....	1779	Movie Time.....	1880
Mediamarkt.....	1781	Mr Zapp.....	3713
Mediasat.....	1782	MTC.....	1889
Mediator.....	1784	MTEC.....	1890
Mediencom.....	1786	MTlogic.....	1892
Medion.....	1787	MuDan.....	1896
Medison.....	1788	Multichoice.....	1900
Mega.....	1789	Multiscan.....	1903
Meile.....	1797	Multistandard.....	1904
MeiShi.....	4118	Multistar.....	1905
Melectronic.....	3654	Multisystem.....	4121
Melvox.....	1799	Multitec.....	1906
Memorex.....	1800	Multitech.....	1907
Memphis.....	1802	Muratto.....	1910
Mengmei.....	4119	Murphy.....	1911
Mercury.....	1804	Musikland.....	1915
Meta.....	1808	Mustek.....	1916
Metronic.....	1809	Mx Onda.....	1919
Metz.....	1810	Mysat.....	1923
MiCO.....	1813	Mystral.....	1925
Micro Com.....	3998		
Micro electronic.....	3656		
Micro Technology.....	1820		
Micromaxx.....	1822		
Micromedia.....	1823		
Micromega.....	1824		



N

NAD.....	1926
Naiko.....	1930
Nakamichi.....	1932
Nakimura.....	1933
Nanbao.....	1934
Nansheng.....	1935
Naonis.....	1936
Napa.....	1938
National Microtech.....	1943
Navex.....	1944
NEC.....	1950
Neckermann.....	1951
NEI.....	1952
Nesco.....	1960
Neta.....	1963
Netgem.....	1965
Netsat.....	1966
Network.....	1968
Neuf Telecom.....	3999
Neufunk.....	1970
Neuhaus.....	1971
Neusat.....	1974
Nevir.....	1977
New Tech.....	1979
New World.....	1980
Newave.....	1981
Next Base.....	1983
NextWave.....	1988
Nicamagic.....	1994
Nikkai.....	1998
Nikko.....	2000
Noblex.....	2013
Nobliko.....	2014
Nogamatic.....	2016
Nokia.....	2017
Nomex.....	2018
Noos.....	2019
Nordic.....	2021
Nordmende.....	2022
Nordvision.....	3543
Normerel.....	2024
Northcoast.....	2026
Nova.....	2031
Novaplex.....	2034
Novatronix.....	2035
Novis.....	2036
Now.....	2038
NTC.....	2045
NTL.....	2047
Numericable.....	3949
NU-TEC.....	2048

O

Oceanic.....	2061
Octagon.....	2062
Okana.....	4122
Okano.....	2065
Okon.....	4175
Omni.....	2074
Omniview.....	2076
ONCEAS.....	3544
Ondigital.....	3714
Onimax.....	2082
Onkyo.....	2085
Ono.....	2086
Onwa.....	2087
Oopla.....	2088
Opera.....	2090
Optex.....	2093
Optim.....	2094
Optimus.....	2095
Optus.....	2100
Orange.....	3866
Orava.....	2101
Orbit.....	2103
Orbitech.....	2104
Origo.....	2110
Orion.....	2111
Oritron.....	2112
Online.....	2113
Ormond.....	2114
Orson.....	2115
Orsowe.....	2116
Osaki.....	2118
Osat.....	2119
Oscar.....	2120
Osio.....	2121
Oso.....	2122
Osume.....	2123
Otto Versand.....	2126
Oulin.....	4123
Oxford.....	2131

P

P&B.....	2132
Pace.....	2134
Pacific.....	2135
Packsat.....	2139
Pael.....	2140
Pai Gao.....	4176
Pal.....	2143
Palcom.....	2144
Palladium.....	2145
Palsat.....	2146

Palsonic.....	2147	Profi.....	2270
Paltec.....	2148	Profile.....	2271
Panama.....	2149	Profilo.....	2272
Panasat.....	2151	Profitronic.....	2273
Panasonic.....	2153	Proline.....	2274
Panavision.....	2154	Promax.....	2275
Panda.....	2155	Prosat.....	2278
Pansat.....	2158	Prosonic.....	2282
Pantech.....	2159	Protech.....	2284
Pathe Cinema.....	2168	Protek.....	2285
Pathe Marconi.....	2169	Protelcon.....	2286
Patriot.....	2170	Provision.....	2291
Pausa.....	2171	PVP Stereo Visual Matrix.....	2301
peekTON.....	2178	Pye.....	2302
Penney.....	2182	Pymi.....	2304
Pensonic.....	3778	Pyxis.....	2305
Perdio.....	2185		
Perfekt.....	2186	Q	
Philco.....	2192	Qingdao.....	2308
Philharmonic.....	2194	Qinghuatongfang.....	4179
Philips.....	2195	Qisheng.....	2309
Philips Magnavox.....	3715	Qixing.....	4180
Philon.....	2197	Quadral.....	2314
Phoenix.....	2199	Quandra Vision.....	3546
Phonola.....	2201	Quasar.....	2320
Phonotrend.....	2202	Quelie.....	4127
Pilot.....	2207	Quelle.....	2322
Pioneer.....	2212	Questa.....	2324
Pionier.....	2213	Quiero.....	3718
Plantron.....	2219		
Playsonic.....	2224	R	
Pointer.....	2229	Radialva.....	2329
Polestar.....	4124	Radio.....	4128
Polsat.....	3716	Radiola.....	2330
Polytron.....	2235	Radiomarelli.....	2331
Poppy.....	2236	RADIONETTE.....	2332
Portland.....	2238	RadioShack.....	2333
Power Sound.....	4177	Radiotone.....	2334
Powerpoint.....	2241	Radix.....	2335
Prandoni Prince.....	4125	Rainbow.....	2339
Praxis.....	2243	Raite.....	2340
Precision.....	2244	Rank.....	2345
Predki.....	2245	RBM.....	2350
Preisner.....	2246	RCA.....	2351
Prelude.....	2247	REC.....	2357
Premiere.....	3666	Recor.....	2359
Priesner.....	3717	Rectiligne.....	2362
Prima.....	2253	Rediffusion.....	2364
Primas.....	4178	Redpoint.....	2365
Prinz.....	2260	Redstar.....	2366
Profekt.....	4126	Reflex.....	2368
Profex.....	2269	Regency.....	2371

Reoc.....	2379	SatConn.....	2478
Revox.....	2383	Satec.....	2479
Revoy.....	2384	Satel.....	2480
Rex.....	2385	Satelco.....	2481
RFT.....	2386	Satford.....	2483
Rhapsody.....	2387	Satline.....	2484
Rimax.....	2391	Satmaster.....	2485
Risheng.....	4129	Satplus.....	2486
Rizhi.....	4130	Satstar.....	2488
R-Line.....	2327	Saville.....	2491
Roadstar.....	2398	SBR.....	2492
Robotron.....	2401	ScanMagic.....	2496
Roch.....	2402	Schacke.....	3720
Rockdale.....	2403	Schaub Lorenz.....	2500
Ronin.....	2412	Schneider.....	2501
Rover.....	2415	Schwaiger.....	2502
Rowa.....	2416	Scientific Atlanta.....	2503
Rownsonic.....	2417	Scientific Labs.....	2504
Royal.....	2419	Scott.....	2508
Royal Lux.....	2420	SCS.....	2510
RTF.....	3548	Seam.....	2513
Ruefach.....	2422	Sedeae Electronique.....	2518
Ruyi.....	2425	Seeltech.....	2519

S

Saba.....	2429	Seemann.....	2521
Sabaki.....	2430	SEG.....	2522
Sabre.....	2431	SEI.....	2524
saccs.....	2432	SEI-Sinudyne.....	2525
Sagem.....	2434	Seleco.....	2528
Saige.....	2435	Sencora.....	2531
Saisho.....	2437	Sentra.....	2534
Saivod.....	2439	Sentron.....	4216
Sakura.....	2441	Septimo.....	2536
Salora.....	2443	Serino.....	2539
Sambers.....	2445	Servi Sat.....	3721
Sampo.....	2446	Setec.....	2543
Samsung.....	2448	Seye.....	4131
Samurai.....	2451	Shancha.....	2546
Sandra.....	2454	Shanguangdian.....	4132
Sanjian.....	2455	Shanghai.....	2547
Sansui.....	2458	Shanshui.....	4133
Sanwa.....	2461	Shaofeng.....	2549
Sanyo.....	2462	Sharp.....	2550
Sanyuan.....	2464	Shencai.....	2553
Sast.....	2468	Sheng Chia.....	2554
SAT.....	2470	Shengli.....	4134
Sat Cruiser.....	2472	Shenyang.....	2555
Sat Partner.....	2473	Sherwood.....	2557
Sat Team.....	2474	Shinco.....	2560
Satbox.....	2476	Shintom.....	2563
Satcom.....	2477	Shintoshi.....	2564
		Shivaki.....	2567
		Shorai.....	2569

Shumaling.....	4181	Sonolor.....	2676
Shuyuan.....	4135	Sontec.....	2677
Siam.....	2572	Sontech.....	3435
Siarem.....	2573	Sony.....	2679
Sicatel.....	3780	Sound & Vision.....	2680
Siemens.....	2574	Soundmaster.....	2685
Siera.....	2576	Soundmax.....	2687
Sierra.....	3549	Soundwave.....	2689
Siesta.....	2577	Sowa.....	2691
Sigmatek.....	2580	Spectra.....	2697
Silva.....	2591	SR.....	2704
Silva Schneider.....	2592	Srypton.....	4138
Silver.....	2594	Standard.....	2713
SilverCrest.....	2595	Star Cluster.....	3724
Simz.....	3505	Star Clusters.....	2717
Singer.....	2599	Star Trak.....	2720
SingTel.....	3516	Star View.....	3598
Sinudyne.....	2601	Starcom.....	2722
Skantic.....	2605	Stargate.....	2723
Skantin.....	2606	Starland.....	2726
Skardin.....	2607	Starlite.....	2728
Skinsat.....	3722	Starmedia.....	2730
SKR.....	2608	Starring.....	2733
SKT.....	2609	Start Trak.....	3725
Sky.....	2610	Stellar One.....	2738
Sky Digital.....	3723	Stenway.....	2739
Sky New Zealand.....	3595	Stern.....	2741
Sky Television.....	2613	Strato.....	2745
SkyCable.....	2617	Strong.....	2748
Skymaster.....	2621	STVI.....	2751
Skymax.....	2622	Stylandia.....	2752
SkySat.....	2625	Sumida.....	2756
Skyvision.....	2630	Sunkai.....	2762
Skyworth.....	2631	Sunny Sound.....	2765
SL.....	2632	Sunsat.....	2767
Slim Art.....	2636	Sunstar.....	2768
SM Electronic.....	2639	Sunstech.....	2769
Smart.....	2642	Suntronic.....	2770
Sogera.....	2649	Sunwood.....	2772
Sogo.....	2650	Super Sat.....	2775
Solavox.....	2654	Super Track.....	2776
Sonaecom.....	3597	SuperGuide.....	2780
Sonashi.....	2661	Superla.....	2782
Sonawa.....	2663	Supermax.....	2783
Songba.....	2665	Supersonic.....	2787
Songdian.....	4136	SuperTech.....	2789
SongRi.....	4137	Supervision.....	2791
Sonico.....	4182	Supra.....	2792
Soniko.....	2669	Susumu.....	2797
Sonitron.....	2671	Sutron.....	2798
Sonneclair.....	2673	Sva.....	2800
Sonoko.....	2675	Swisstec.....	2806

Sydney.....	2808	Telefonica.....	2913
Symphonic.....	2810	Telefunken.....	2914
Synn.....	2813	Telefusion.....	2915
Sysline.....	2815	Telegazi.....	2917
Systec.....	2816	Telegent.....	2918
Sytong.....	2820	Teleka.....	2919
S-ZWO.....	2427	Telemaster.....	2922
		Telemax.....	2923
		Telemeister.....	2924
T		Telenet.....	2925
T.D.E. Systems.....	2822	Telepiu.....	2926
Tactus.....	2825	Telesat.....	2928
TaeKwang.....	2828	TELESERVICE.....	2929
Tai Wah.....	4139	Telesonic.....	2930
Taishan.....	2835	Telestar.....	2931
Taisho.....	2836	Teletech.....	2934
Tandberg.....	2842	Teleton.....	2935
Tandy.....	2843	Televes.....	2937
Tantec.....	2845	Televideon.....	2938
Tashiko.....	2850	Television.....	2939
Tatung.....	2852	Televiso.....	2941
TBoston.....	2853	Telewest.....	2942
TCL.....	2856	Telewire.....	2943
TCM.....	2857	Temco.....	2946
Teac.....	2860	Tempo.....	2949
Teachimagen.....	4140	Tennessee.....	2952
Tec.....	2861	Tenosal.....	2953
Tech Line.....	2863	Tensai.....	2954
Techica.....	2865	Tenson.....	2955
Technema.....	2866	Tesmet.....	3550
Technics.....	2869	Tevion.....	2962
Technika.....	2870	Texet.....	2963
Techniland.....	2872	Texla.....	2964
TechniSat.....	2873	Thomson.....	2972
Technology.....	3726	Thorens.....	2973
Technomate.....	2876	Thorn.....	2974
Technosat.....	2877	Thorn-Ferguson.....	2976
Technosonic.....	2878	Tiane.....	2980
Technotrend.....	2879	Tiankeban.....	4142
Technovision.....	4141	Tianli.....	4183
Technowelt.....	2881	Timeless.....	2985
Teco.....	2886	Tioko.....	2989
TEDELEX.....	2889	Tiscali.....	3442
Tee-Comm.....	2890	TNT.....	4184
Teknika.....	2895	TOBO.....	2999
Telanor.....	3727	Tocom.....	3000
Telasat.....	2897	Tokai.....	3001
Tele+1.....	2900	Tokyo.....	3004
Teleavia.....	2901	Tomashi.....	3006
Teleciel.....	2903	Tongguang.....	3008
Telecom.....	2906	Tonna.....	3011
Telecor.....	2910	Tonsai.....	4223
Teledirekt.....	2912		



Top Suxess	3013
Topfield	3014
Torx	3020
Toshiba	3021
Towada	3028
Towika	4224
Toyoda	3030
TPS	3032
Trakton	3036
Trans Continens	3037
TRANS-continents	3039
Transfec	4143
Transonic	3041
Transtec	3042
Tratec	3043
Triad	3049
Triasat	3050
Triax	3051
Trident	3054
Trio	3056
Tristar	3057
Triumph	3058
TruVision	3061
Tsinghua tongfang	3064
TSM	3065
Tudi	3068
Turnsat	3071
TVA	4225
Tvonics	3080
Twinner	3083

U

UEC	3088
Uher	3089
Ultravox	3095
Umax	3098
Unic Line	3100
Unic Linie	4144
Uniden	3101
Union	3781
Unisat	3104
United	3106
United Cable	3108
United Quick Star	4226
Unitor	3110
Universal	3113
Universum	3115
Univox	3116
Unnisat	3117

V

Vantage	3492
Variosat	3134
Vector	3136
Vega	3138
Vegavox	4145
Ventana	3142
Vestel	3148
Vexa	3149
Via Digital	3729
Viasat	3153
Vibrant	3154
Victor	3155
VIDEOLOGIC	3165
Videologique	3166
Videon	4227
Videosat	3170
VideoSystem	3172
Videotechnic	3173
Videoway	3176
VideoWorks	3177
Vidtech	3179
Viewmaster	3182
Viewsonic	3186
Viewstar	3187
Virgin	4185
Visiola	3197
Vision	3198
Visionetics	3199
Visionic	3200
Visiopass	3203
Visiosat	3204
Visorex	3206
Vistar	3207
Viva	3208
Vivanco	3209
Vivid	3210
Vortec	3217
Voxson	3220
VTech	3222
Vtrek	3224

W

Waitec	3227
Waltham	3230
Wanbao	4186
Wanyan	4187
Warumaia	3232
Watson	3233
Watt Radio	3234
Wega	3238
Wega Color	4146



Wegavox	3239	Y	
Weifa	4188	Yakumo.....	3324
Weipai.....	3241	Yamada.....	3325
Wela.....	3730	Yamaha.....	3326
Welltech.....	3244	Yamakawa.....	3327
Weltblick.....	3245	Yamishi.....	3328
Weston.....	3251	YingGe.....	3334
WeTeKom.....	3252	YMT.....	4191
Wevasat.....	3253	Yokan.....	3335
Wewa.....	3254	Yoko.....	3336
Wharfedale.....	3255	Yonggu.....	3339
White Westinghouse.....	3258	Yorx.....	3340
Windstar.....	3266	Youbishen.....	4192
Winersat.....	3269	Youlanasi.....	3342
Wintel.....	3271	Yousida.....	3343
Wintergarten.....	3272	Yuhang.....	3345
Wisi.....	3273	Yukai.....	3346
Wittenberg.....	3731	Yuxing.....	4193
Woorisat.....	3280		
World.....	3281	Z	
Worldsat.....	3283	Zanussi.....	3349
Woxter.....	3286	Zaunkonig.....	3352
		Zehnder.....	3353
X		Zenith.....	3356
Xbox.....	3295	Zhuhai.....	3364
Xcom Multimedia.....	4000	Zinwell.....	3365
Xenon.....	3686	Zodiac.....	3366
Xiahua.....	3299	Zwergnase.....	3371
Xiangyang.....	3301		
Xiangyu.....	3302		
Xianpai.....	4189		
Xihu.....	3303		
Xinaghai.....	3304		
Xindai.....	4190		
Xingfu.....	3305		
Xinghai.....	3306		
Xingmenban.....	4147		
Xinrisong.....	3308		
Xinsida.....	3309		
Xlogic.....	3310		
XMS.....	3312		
Xoro.....	3315		
Xrypton.....	3317		
XSat.....	3318		
Xuelian.....	3320		

Equipment list

TV

Brand _____

Model number _____

Code _____

STB (set-top boxes for cable box, satellite receiver, Digital Video Broadcasting Terrestrial device - DVB-T)

Brand _____

Model number _____

Code _____

VCR

Brand _____

Model number _____

Code _____

DVD

Brand _____

Model number _____

Code _____

☎ Helpline

Country	Phone number	Tariff
Australia	1 800 812 261	pstn
Österreich	0810000206	€ 0.07
België / Belgique	078250851	€ 0.06
česká republika	800 142100	free
Danmark	3525 8758	pstn
Suomi	09 2294 8258	pstn
France	0821 611658	€ 0.09
Deutschland	0900 1101212	€ 0.10
Ελλάδα	0 0800 3122 1219	free
Magyarország	0680018544	pstn
Ireland	01 601 1158	pstn
Italia	840320041	€ 0.08
Lëtzebuerg	40 6661 5645	pstn
Nederland	0900 0400 063	€ 0.10
Norge	2270 8258	pstn
Polska	0223491505	pstn
Portugal	2 1359 1441	pstn
Slovensko	0800004551	free
España	902 889 343	€ 0.10
Sverige	08 750 5196	pstn
Schweiz / Suisse / Svizzera	044 212 0045	pstn
United Kingdom	0207 949 0069	pstn
United States of America / Canada	1 800 233 8413	free

EN Information to the Consumer

Disposal of your old product

Your product is designed and manufactured with high quality materials and components, which can be recycled and reused.

When this crossed-out wheeled bin symbol is attached to a product it means the product is covered by the European Directive 2002/96/EC.



Please inform yourself about the local separate collection system for electrical and electronic products.

Please act according to your local rules and do not dispose of your old products with your normal household waste. The correct disposal of your old product will help prevent potential negative consequences for the environment and human health.

Battery information

Your product operates on batteries covered by the European Directive 2006/66/EC, which cannot be disposed with normal household waste. Please inform yourself about the local rules on separate collection of batteries because the correct disposal will help prevent negative consequences for the environmental and human health.

DE Kundeninformationen

Entsorgung Ihres alten Geräts

Ihr Gerät wurde unter Verwendung hochwertiger Materialien und Komponenten entwickelt und hergestellt, die recycelt und wieder verwendet werden können.

Befindet sich dieses Symbol (durchgestrichene Abfalltonne auf Rädern) auf dem Gerät, bedeutet dies, dass für dieses Gerät die Europäische Richtlinie 2002/96/EG gilt.



Informieren Sie sich über die geltenden Bestimmungen zur getrennten Sammlung von Elektro- und Elektronik-Altgeräten in Ihrem Land.

Richten Sie sich bitte nach den geltenden Bestimmungen in Ihrem Land, und entsorgen Sie Altgeräte nicht über Ihren Haushaltsabfall. Durch die korrekte Entsorgung Ihrer Altgeräte werden Umwelt und Menschen vor möglichen negativen Folgen geschützt.

Informationen zu Batterien

Für Ihr Produkt werden Batterien verwendet, für die die Europäische Richtlinie 2006/66/EG gilt und die nicht mit dem normalen Hausmüll entsorgt werden können. Informieren Sie sich über die geltenden Bestimmungen Ihres Landes zur separaten Sammlung von Batterien. Die korrekte Entsorgung hilft negative Auswirkungen auf Umwelt und Gesundheit zu vermeiden.

FR Informations pour le consommateur

Mise au rebut des produits en fin de vie

Ce produit a été conçu et fabriqué avec des matériaux et composants recyclables de haute qualité.

Le symbole d'une poubelle barrée apposé sur un produit signifie que ce dernier répond aux exigences de la directive européenne 2002/96/EC.



Informez-vous auprès des instances locales sur le système de collecte des produits électriques et électroniques en fin de vie.

Conformez-vous à la législation en vigueur et ne jetez pas vos produits avec les déchets ménagers. Seule une mise au rebut adéquate des produits peut empêcher la contamination de l'environnement et ses effets nocifs sur la santé.

Informations sur les piles

Votre produit fonctionne avec des piles conformes à la directive européenne 2006/66/EC qui ne doivent pas être mises au rebut avec les déchets ménagers.

Informez-vous auprès des instances locales sur le système de collecte des piles car la mise au rebut citoyenne permet de protéger l'environnement et la santé.

IT Informazioni per il consumatore

Smaltimento di vecchi prodotti

Il prodotto è stato progettato e assemblato con materiali e componenti di alta qualità che possono essere riciclati e riutilizzati.

Se su un prodotto si trova il simbolo di un bidone con ruote, ricoperto da una X, vuol dire che il prodotto soddisfa i requisiti della Direttiva comunitaria 2002/96/CE.



Informarsi sulle modalità di raccolta, dei prodotti elettrici ed elettronici, in vigore nella zona in cui si desidera disfarsi del prodotto.

Attenersi alle normative locali per lo smaltimento dei rifiuti e non gettare i vecchi prodotti nei normali rifiuti domestici. Uno smaltimento adeguato dei prodotti aiuta a prevenire l'inquinamento ambientale e possibili danni alla salute.

Informazioni sulla batteria

Il prodotto funziona con batterie che rientrano nella direttiva europea 2006/66/EC e che non possono essere smaltite con i normali rifiuti domestici. Informarsi circa le normative locali sullo smaltimento separato delle batterie che contribuisce a ridurre gli effetti negativi sull'ambiente e sulla salute.

ES Información al consumidor

Desecho del producto antiguo

El producto se ha diseñado y fabricado con materiales y componentes de alta calidad, que se pueden reciclar y volver a utilizar:

Cuando este símbolo de contenedor de ruedas tachado se muestra en un producto indica que éste cumple la directiva europea 2002/96/EC.



Obtenga información sobre la recogida selectiva local de productos eléctricos y electrónicos.

Cumpla con la normativa local y no deseche los productos antiguos con los desechos domésticos. El desecho correcto del producto antiguo ayudará a evitar consecuencias negativas para el medioambiente y la salud humana.

Información sobre la batería

El producto funciona con pilas contempladas por la directiva europea 2006/66/EC, que no se deben tirar con la basura normal del hogar. Infórmese de la legislación local sobre la recogida selectiva de pilas, ya que esto ayuda a evitar consecuencias negativas para el medio ambiente y la salud humana.

PL Informacje dla użytkownika

Usuwanie zużytych produktów

Niniejszy produkt został zaprojektowany i wykonany w oparciu o wysokiej jakości materiały i podzespoły, które poddane recyklingowi mogą być ponownie użyte.

Jeśli na produkcie znajduje się symbol przekreślonego przekreślonego pojemnika na śmieci na kółkach, podlega on postanowieniom dyrektywy 2002/96/WE.



Należy zapoznać się lokalnymi zasadami zbiórki i segregacji sprzętu elektrycznego i elektronicznego.

Należy przestrzegać lokalnych przepisów i nie wyrzucać zużytych produktów elektronicznych wraz z normalnymi odpadami gospodarstwa domowego.

Prawidłowe składowanie zużytych produktów pomaga ograniczyć ich szkodliwy wpływ na środowisko naturalne i zdrowie ludzi.

Informacje na temat baterii

Produkt jest zasilany bateriami objętymi dyrektywą Unii Europejskiej 2006/66/WE, których nie wolno wyrzucać wraz ze zwykłymi odpadami komunalnymi.

Zalecamy zapoznanie się z lokalnymi przepisami dotyczącymi selektywnej zbiórki baterii, ponieważ ich odpowiednia utylizacja przyczynia się do zapobiegania negatywnym skutkom dla środowiska i zdrowia ludzkiego.

NL Informatie voor de consument

Verwijdering van uw oude product

Uw product is vervaardigd van kwalitatief hoogwaardige materialen en onderdelen, welke gerecycled en opnieuw gebruikt kunnen worden.

Als u op uw product een doorstreepte afvalcontainer op wietjes ziet, betekent dit dat het product valt onder de EU-richtlijn 2002/96/EC.



Win inlichtingen in over de manier waarop elektrische en elektronische producten in uw regio gescheiden worden ingezameld.

Neem bij de verwijdering van oude producten de lokale wetgeving in acht en plaats deze producten niet bij het gewone huishoudelijke afval. Als u oude producten correct verwijderd voorkomt u negatieve gevolgen voor het milieu en de volksgezondheid.

Informatie over de batterij

Uw apparaat gebruikt batterijen die onder de Europese richtlijn 2006/66/EC vallen.

Deze batterijen kunnen niet met het normale huisvuil worden afgevoerd. Informeer naar de plaatselijke regelgeving over het apart inzamelen van batterijen. Door juiste inzameling worden negatieve effecten op het milieu en de menselijke gezondheid voorkomen.

GR Πληροφορίες για την προστασία του περιβάλλοντος

Απόρριψη παλιού προϊόντος

Το προϊόν αυτό έχει σχεδιαστεί και κατασκευαστεί με υψηλής ποιότητας υλικά και εξαρτήματα που μπορούν να ανακυκλωθούν και να ξαναχρησιμοποιηθούν.

Όταν ένα προϊόν φέρει την ένδειξη ενός διαγραμμένου κάδου με ρόδες, τότε το προϊόν αυτό καλύπτεται από την Οδηγία 2002/96/EK.



Παρακαλούμε να ενημερωθείτε σχετικά με το τοπικό σύστημα ξεχωριστής συλλογής ηλεκτρικών και ηλεκτρονικών προϊόντων.

Παρακαλούμε να ακολουθείτε την τοπική νομοθεσία και να μην απορρίπτετε τα παλιά σας προϊόντα μαζί με τα οικιακά σας απορρίμματα. Η σωστή μέθοδος απόρριψης των παλιών σας προϊόντων θα συμβάλει στην αποφυγή αρνητικών επιπτώσεων στο περιβάλλον και την ανθρώπινη υγεία.

Το προϊόν σας λειτουργεί με μπαταρίες που καλύπτονται από την Ευρωπαϊκή Οδηγία 2006/66/EK, και δεν μπορεί να απορρίπτεται με τα συνήθη οικιακά απορρίμματα.

Πληροφορίες μπαταριών

Ενημερωθείτε σχετικά με την ισχύουσα τοπική νομοθεσία για τη χωριστή συλλογή των μπαταριών επειδή η σωστή μέθοδος απόρριψης των παλιών σας προϊόντων θα συμβάλει στην αποφυγή αρνητικών επιπτώσεων στο περιβάλλον και την ανθρώπινη υγεία.

CZ Informace pro zákazníka

Likvidace starého výrobku

Tento výrobek je navržen a vyroben z materiálů a komponentů nejvyšší kvality, které je možné recyklovat a opětovně použít.

Pokud je výrobek označen tímto symbolem přeškrtnutého kontejneru, znamená to, že výrobek podléhá směrnici EU 2002/96/EC.



Informujte se o místním systému sběru tříděného odpadu elektrických a elektronických výrobků.

Postupujte podle místních pravidel a neodkládejte takové staré výrobky do běžného komunálního odpadu. Správná likvidace starého výrobku pomůže předcházet případným nepříznivým účinkům na životní prostředí a lidské zdraví.

Informace o baterii

Výrobek funguje na baterie podléhající směrnici EU 2006/66/EC, které nelze odkládat do běžného komunálního odpadu.

Informujte se o místních pravidlech ve sběrném systému baterií, protože správná likvidace pomáhá předcházet nepříznivým účinkům na životní prostředí a lidské zdraví.

SV Information till konsumenten

Kassering av din gamla produkt

Produkten är utvecklad och tillverkad av högkvalitativa material och komponenter som kan både återvinnas och återanvändas.

När den här symbolen med en överkryssad papperskorg visas på produkten innebär det att produkten omfattas av det europeiska direktivet 2002/96/EG.



Ta reda på var du kan hitta närmaste återvinningsstation för elektriska och elektroniska produkter.

Följ de lokala reglerna och släng inte dina gamla produkter i det vanliga ushållsavfallet. Genom att kassera dina gamla produkter på rätt sätt kan du bidra till att minska eventuella negativa effekter på miljö och hälsa.

Batteriinformation

Din produkt drivs av batterier som omfattas av European Directive 2006/66/EG och inte kan kasseras som vanligt hushållsavfall. Ta reda på vilka lokala regler som gäller angående separat insamling av batterier, eftersom korrekt kassering bidrar till att förhindra negativa konsekvenser för miljön och för människors hälsa.

PT Informações ao consumidor

Eliminação do seu antigo produto

O seu produto foi desenhado e fabricado com matérias-primas e componentes de alta qualidade, que podem ser reciclados e reutilizados.

Quando este símbolo, com um latão traçado, está afixado a um produto significa que o produto é abrangido pela Directiva Europeia 2002/96/EC.



Informe-se acerca do sistema de recolha selectiva local para produtos eléctricos e electrónicos.

Aja de acordo com os regulamentos locais e não descarte os seus antigos produtos com o lixo doméstico comum. A correcta eliminação do seu antigo produto ajuda a evitar potenciais consequências negativas para o meio ambiente e para a saúde pública.

Informação relativa à bateria

O seu produto funciona com pilha abrangidas pela Directiva Europeia 2006/66/EC, que não podem ser eliminadas com os resíduos domésticos comuns. Informe-se acerca dos regulamentos locais sobre a recolha separada de pilhas uma vez que a eliminação correcta ajuda a evitar consequências negativas no meio ambiente e na saúde humana.

DK Information til kunden

Bortskaffelse af dit gamle produkt

Dit produkt er konstrueret med og produceret af materialer og komponenter af høj kvalitet, som kan genbruges.

Når dette markerede affaldsbøttesymbol er placeret på et produkt betyder det, at produktet er omfattet af det europæiske direktiv 2002/96/EC.



Hold dig orienteret om systemet for særskilt indsamling af elektriske og elektroniske produkter i dit lokalområde.

Overhold gældende regler, og bortskaf ikke dine gamle produkter sammen med dit almindelige husholdningsaffald. Korrekt bortskaffelse af dine gamle produkter er med til at skåne miljøet og vores.

Batterioplysninger

Dit produkt kører på batterier, som falder ind under EU-direktiv 2006/66/EC, og ikke må bortskaffes sammen med almindeligt husholdningsaffald.

Undersøg venligst de lokale indsamlingsregler for batterier. Ved korrekt bortskaffelse af batterierne undgås negative konsekvenser for miljø og mennesker.

FI Tiedote kuluttajille

Vanhan tuotteen hävittäminen

Tuotteesi on suunniteltu ja valmistettu laadukkaista materiaaleista ja komponenteista, jotka voidaan kierrättää ja käyttää uudelleen.

Tuotteeseen kiinnitetty yliiviatun roskakorin kuva tarkoittaa, että tuote kuuluu Euroopan parlamentin ja neuvoston direktiivin 2002/96/EC soveltamisalaan.



Ota selvää sähkölaitteille ja elektronisille laitteille tarkoitetusta kierrätysjärjestelmästä alueellasi.

Noudata paikallisia sääntöjä äläkä hävitä vanhoja tuotteita tavallisen talousjätteen mukana. Vanhojen tuotteiden hävittäminen oikealla tavalla auttaa vähentämään ympäristölle ja ihmisille mahdollisesti koituvia haittavaikutuksia.

Akun tiedot

Laite toimii paristoilla, jotka ovat Euroopan parlamentin ja neuvoston direktiivin 2006/66/EY vaatimusten mukaiset, eikä niitä voi hävittää tavallisen talousjätteen mukana. Tutustu paikallisiin paristojen keräystä koskeviin ohjeisiin, koska paristojen hävittäminen oikealla tavalla auttaa vähentämään ympäristölle ja ihmisille mahdollisesti koituvia haittavaikutuksia.

NO Informasjon til forbrukerne

Avhending av gamle produkter

Produktet er utformet og produsert i materialer og komponenter av høy kvalitet, som kan resirkuleres og brukes på nytt.

Når denne søppelbøtten med kryss på følger med et produkt, betyr det at produktet dekkes av det europeiske direktivet 2002/96/EU.



Finn ut hvor du kan levere inn elektriske og elektroniske produkter til gjenvinning i ditt lokalmiljø.

Overhold lokale regler, og ikke kast gamle produkter sammen med husholdningsavfallet.

Riktig avhending av de gamle produktene dine vil hjelpe til med å forhindre potensielle negative konsekvenser for miljøet og menneskers helse.

Batteriinformasjon

Produktet bruker batterier som er i samsvar med det europeiske direktivet 2006/66/EF, og de kan ikke avhendes sammen med vanlig husholdningsavfall.

Gjør deg kjent med de lokale retningslinjene for separat innsamling av batterier, da riktig avhending vil hjelpe med å forhindre miljø- og helseskader.



© 2009 Koninklijke Philips Electronics N.V.

All rights reserved. Reproduction in whole or in part is prohibited without the prior written consent of the copyright owner. The information presented in this document does not form part of any quotation or contract, is believed to be accurate and reliable and may be changed without notice. No liability will be accepted by the publisher for any consequence of its use. Publication there of does not convey nor imply any license under patent- or other industrial or intellectual property rights.

Document order number: 3139 235 5249 1

June 2009

www.philips.com

RTP/RR/2409

