

EW-7833AXP

Guida di installazione rapida

12-2019 / v1.0

Edimax Technology Co., Ltd.

No. 278, Xinhua 1st Rd., Neihu Dist., Taipei City, Taiwan

Email: support@edimax.com.tw

Edimax Technology Europe B.V.

Fijenhof 2, 5652 AE Eindhoven, The Netherlands

Email: support@edimax.nl

Edimax Computer Company

3444 De La Cruz Blvd., Santa Clara, CA 95054, USA

Email: support@edimax.com

Sommario

I.	<i>Informazioni sul prodotto</i>	1
I-1.	Contenuti della confezione	2
I-2.	Requisiti di sistema	2
I-3.	Panoramica Hardware	3
II.	<i>Installazione hardware</i>	4
III.	<i>Installazione dei driver</i>	7
III-1.	Installazione dei driver.....	7
III-2.	Disinstallazione dei driver	8

I. Informazioni sul prodotto

Edimax EW-7833AXP provvisto di tecnologia MU-MIMO e Bluetooth 5.0 offre Wi-Fi ultra-veloce per ambienti domestici, d'ufficio, gaming, streaming HD e altre applicazioni a intensa larghezza di banda simultaneamente.

Grazie all'antenna esterna removibile dual band, EW-7833AXP permette agli utenti di godere di una connessione stabile e di una copertura migliorata.

Puoi trovare tutti i relativi documenti di supporto nel link riportato di seguito o attraverso il codice QR:

<https://www.edimax.com/download>

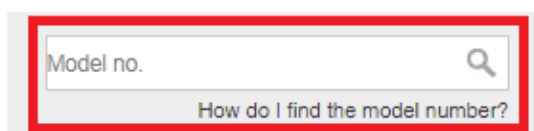


(Una volta visitato il sito web ufficiale di Edimax, inserisci il numero di modello "EW-7833AXP" nell'apposita casella di ricerca per trovare il tuo prodotto.)

Download

To select your product and find related download materials, enter the model number into the search box on the right side or follow the simple steps below:

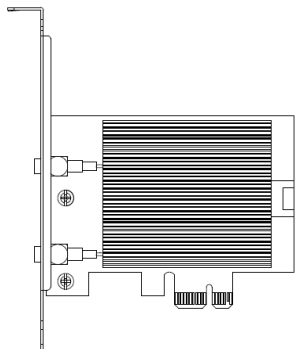
*Feel free to contact us anytime if you need help or if you can't find your product.

A screenshot of a search box on a website. The search box is rectangular with a light gray background and a red border. It contains the text "Model no." and a magnifying glass icon on the right. Below the search box, there is a link that says "How do I find the model number?".

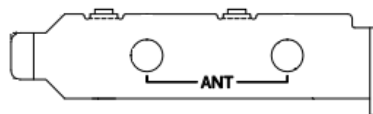
Model no.

[How do I find the model number?](#)

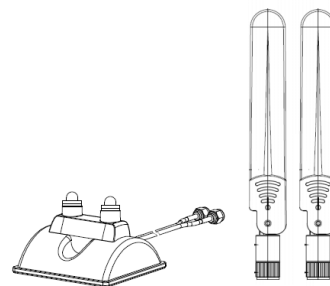
I-1. Contenuti della confezione



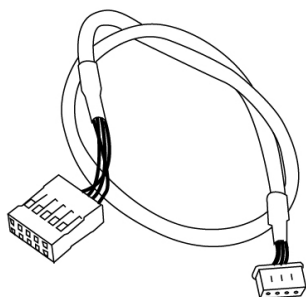
EW-7833AXP



Staffa a basso



**Set antenna esterna
(Provvisto di base)**



**Header Bluetooth USB
Cavo di collegamento (9 pin a 4 pin)**

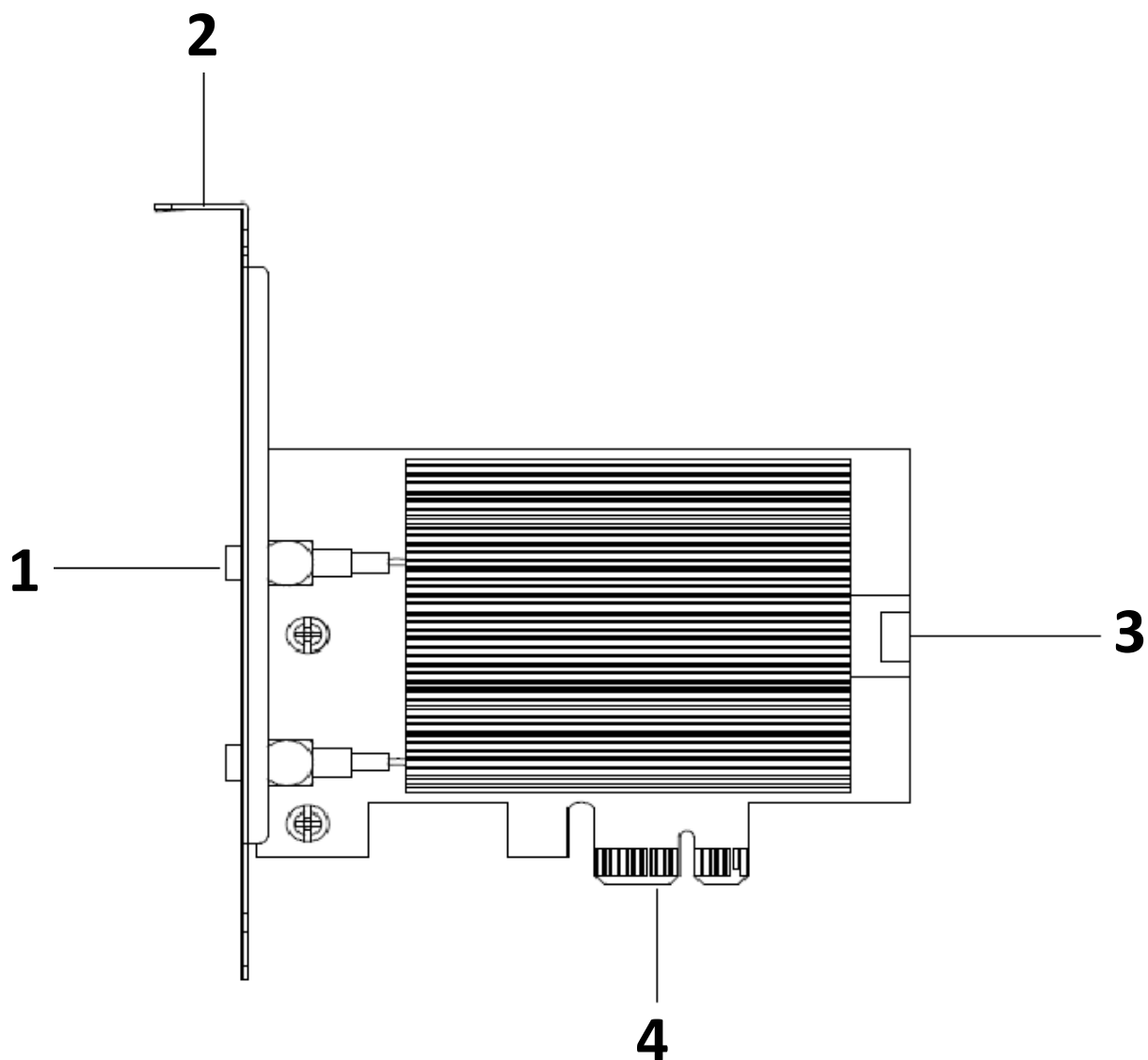


Guid

I-2. Requisiti di sistema

- Win10
- Linux

I-3. Panoramica Hardware

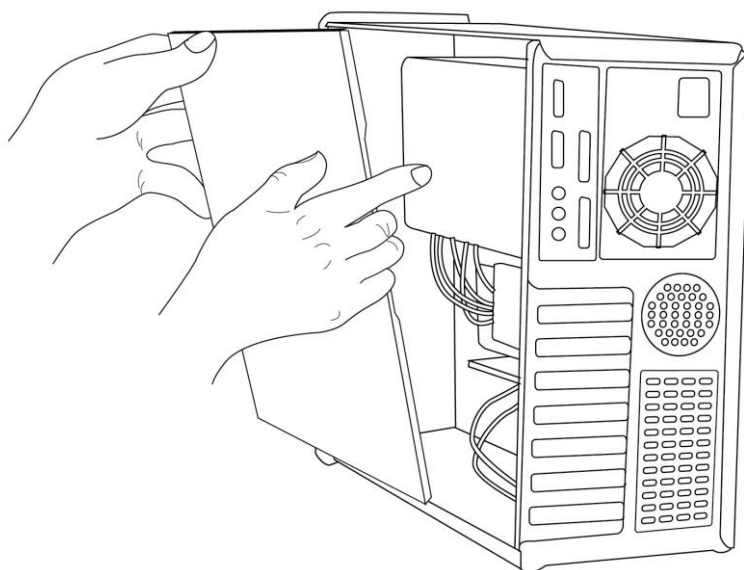


No.	Descrizione
1	Collegamento antenna Wi-Fi
2	Staffa
3	Porta Bluetooth
4	PCI-E (X1/X4)

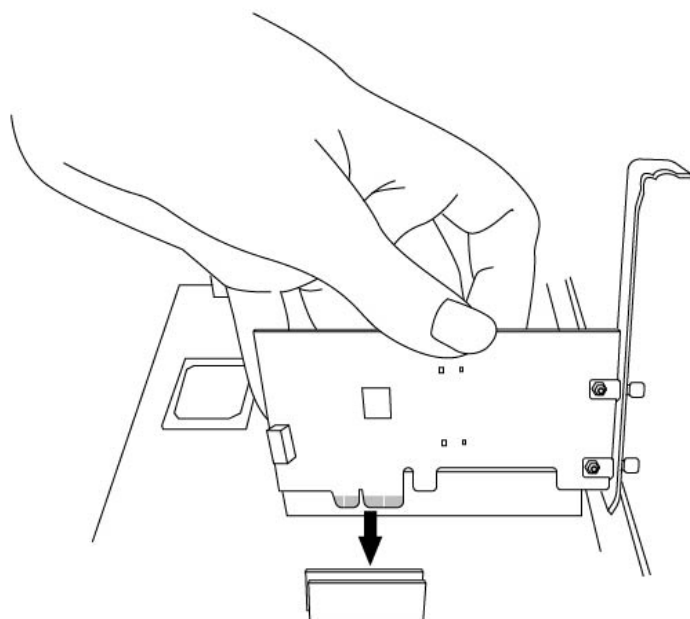
II. Installazione hardware

Ti invitiamo a seguire le istruzioni di seguito per installare l'adattatore di rete sul tuo PC,

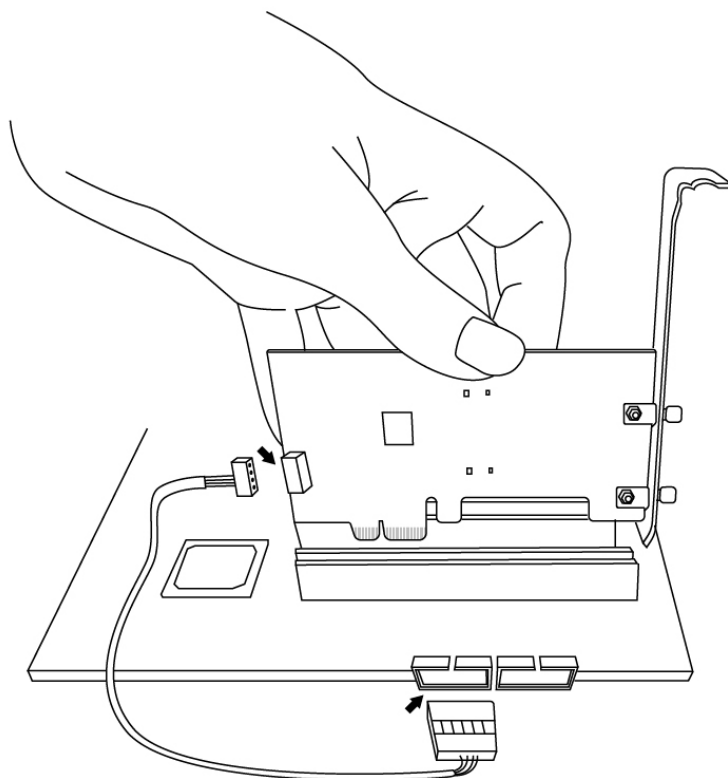
1. Spegni il PC e scollega il cavo di alimentazione.
2. Rimuovi il pannello laterale del computer rimuovendo le viti e identifica lo slot PCI-E vuoto.



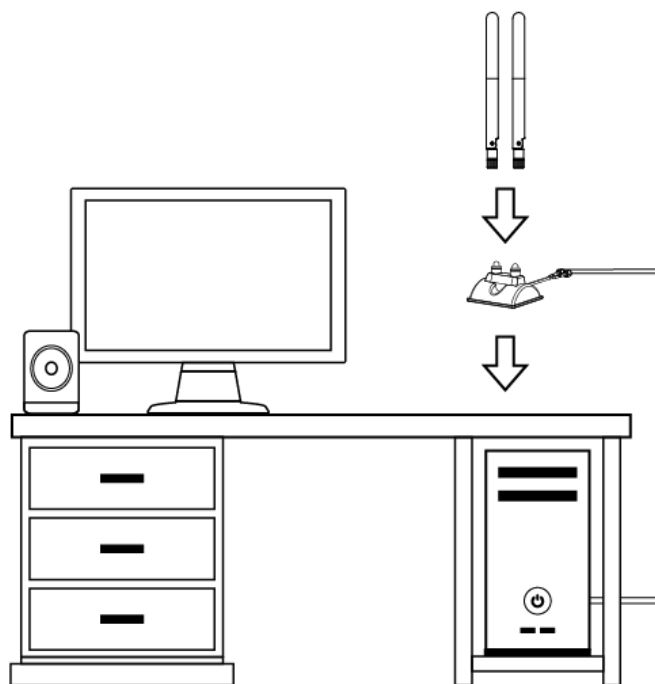
3. Installa la card inserendola con fermezza nello slot d'espansione,




4. Per attivare la funzione Bluetooth collega l'adattatore di rete alla scheda madre con il cavo di collegamento header Bluetooth USB.



5. Collega la base dell'antenna magnetica esterna.



6. Riposiziona il pannello laterale e rimetti in posizione il cavo di alimentazione



III. Installazione dei driver

Ti invitiamo a seguire le istruzioni qui riportate per installare e disinstallare il driver.

III-1. Installazione dei driver

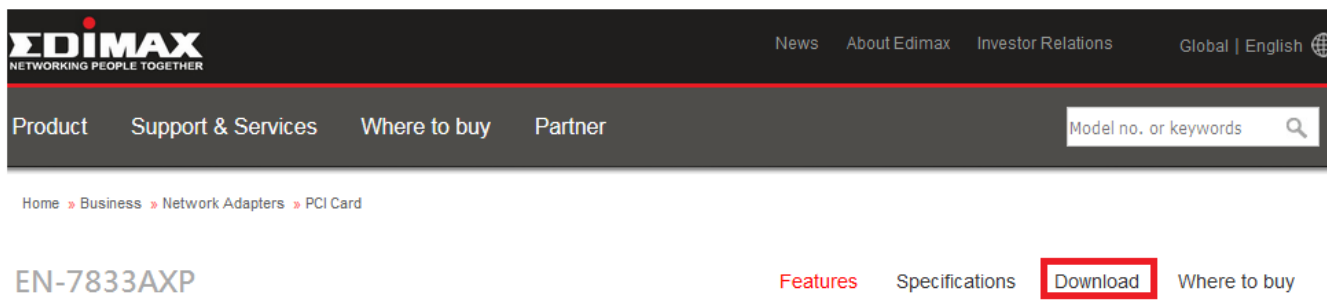
Puoi trovare tutti i driver Wi-fi e Bluetooth sul sito web Edimax qui sotto o ottenerli attraverso il Codice QR:

<https://www.edimax.com/download>






(Una volta visitato il sito web ufficiale di Edimax, inserisci il numero di modello “EW-7833AXP” nell’apposita casella di ricerca per trovare il tuo prodotto.)

Fai clic sul pulsante di download per accedere alla pagina di download:



The screenshot shows the Edimax website interface. At the top, there is a navigation bar with the Edimax logo and the tagline "NETWORKING PEOPLE TOGETHER". To the right of the logo are links for "News", "About Edimax", "Investor Relations", and "Global | English". Below the navigation bar is a search bar with the placeholder text "Model no. or keywords" and a magnifying glass icon. The main content area displays the product name "EN-7833AXP" and a breadcrumb trail: "Home » Business » Network Adapters » PCI Card". Below the product name are four tabs: "Features", "Specifications", "Download" (highlighted with a red box), and "Where to buy".

Driver

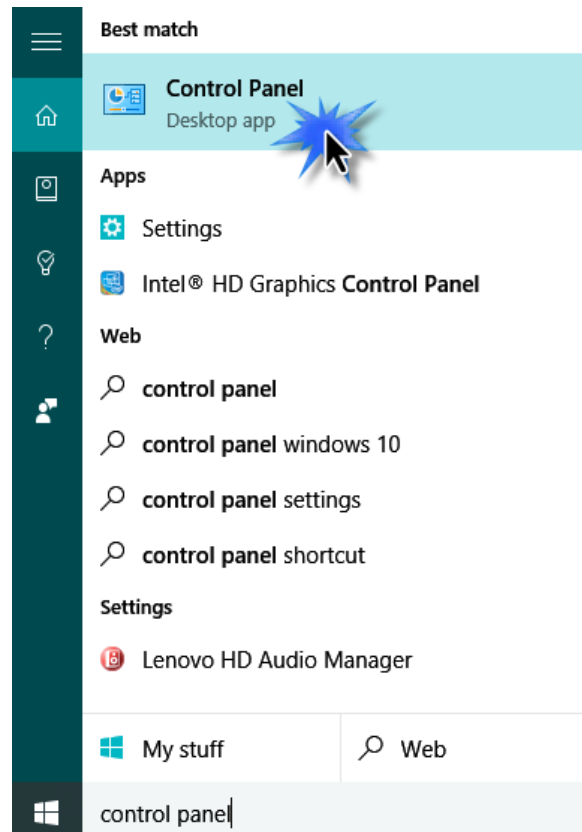
Version ^	Note	Date	File Type	File Size	
0.3.6.15	Linux_Driver_0.3.6.15 Support kernel : 2.6.32 ~ 4.14	2017-12-28	ZIP	332.60 KB	
1.0.2	Support VMwareESXi 6.0 & 6.5	2018-04-11	ZIP	537.42 KB	
1.0.0.2	Support OS:MAC 10.12 Languages:English	2017-11-16	ZIP	541.29 KB	
1.0.0.2	Support OS:Windows 7/8/8.1/10 Languages:English	2017-09-29	ZIP	6.28 MB	

[▲ Top](#)

III-2. Disinstallazione dei driver

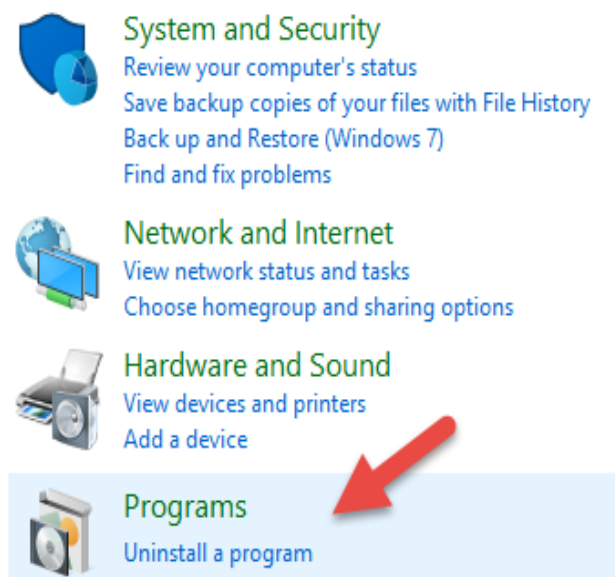
Per Windows 10:

1. Aprire il pannello di controllo attraverso il menu di avvio o la funzione di ricerca.

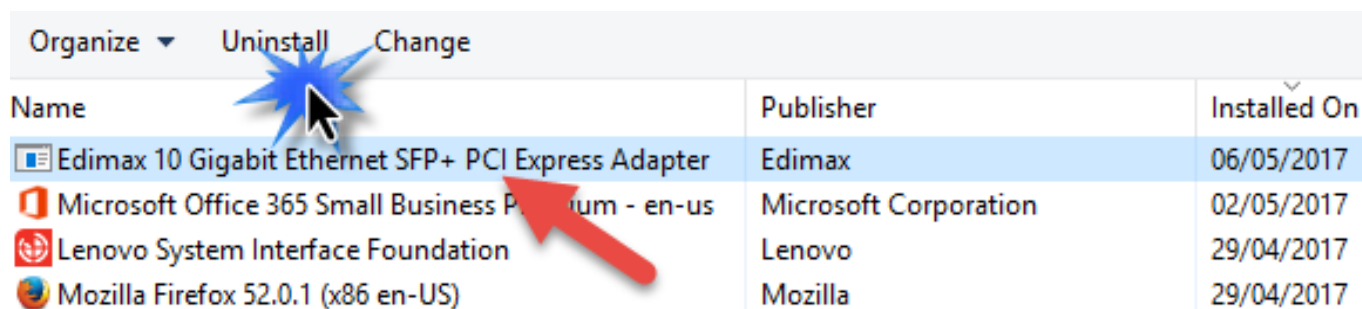





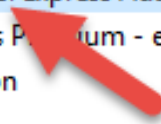

2. Selezionare “Disinstalla un programma” sotto la categoria Programmi.

Adjust your computer's settings



3. Selezionare " Edimax" (o simili), quindi fare clic su "Disinstalla"

Name	Publisher	Installed On
 Edimax 10 Gigabit Ethernet SFP+ PCI Express Adapter	Edimax	06/05/2017
 Microsoft Office 365 Small Business P... - en-us	Microsoft Corporation	02/05/2017
 Lenovo System Interface Foundation	Lenovo	29/04/2017
 Mozilla Firefox 52.0.1 (x86 en-US)	Mozilla	29/04/2017



COPYRIGHT

Copyright © Edimax Technology Co., Ltd. all rights reserved. No part of this publication may be reproduced, transmitted, transcribed, stored in a retrieval system, or translated into any language or computer language, in any form or by any means, electronic, mechanical, magnetic, optical, chemical, manual or otherwise, without the prior written permission from Edimax Technology Co., Ltd.

Edimax Technology Co., Ltd. makes no representations or warranties, either expressed or implied, with respect to the contents hereof and specifically disclaims any warranties, merchantability, or fitness for any particular purpose. Any software described in this manual is sold or licensed as is. Should the programs prove defective following their purchase, the buyer (and not this company, its distributor, or its dealer) assumes the entire cost of all necessary servicing, repair, and any incidental or consequential damages resulting from any defect in the software. Edimax Technology Co., Ltd. reserves the right to revise this publication and to make changes from time to time in the contents hereof without the obligation to notify any person of such revision or changes.

The product you have purchased and the setup screen may appear slightly different from those shown in this QIG. The software and specifications are subject to change without notice. Please visit our website www.edimax.com for updates. All brand and product names mentioned in this manual are trademarks and/or registered trademarks of their respective holders.

	AT	BE	BG	HR	CY	CZ	DK
	EE	FI	FR	DE	EL	HU	IE
	IT	LV	LT	LU	MT	NL	PL
	PT	RO	SK	SI	ES	SE	UK

The device is restricted to indoor use only when operating in the 5150 to 5350 MHz frequency range.

Federal Communication Commission Interference Statement

This equipment has been tested and found to comply with the limits for a Class B digital device, pursuant to Part 15 of FCC Rules. These limits are designed to provide reasonable protection against harmful interference in a residential installation. This equipment generates, uses, and can radiate radio frequency energy and, if not installed and used in accordance with the instructions, may cause harmful interference to radio communications. However, there is no guarantee that interference will not occur in a particular installation. If this equipment does cause harmful interference to radio or television reception, which can be determined by turning the equipment off and on, the user is encouraged to try to correct the interference by one or more of the following measures:

1. Reorient or relocate the receiving antenna.
2. Increase the separation between the equipment and receiver.
3. Connect the equipment into an outlet on a circuit different from that to which the receiver is connected.
4. Consult the dealer or an experienced radio technician for help.

FCC Caution

This device and its antenna must not be co-located or operating in conjunction with any other antenna or transmitter. This device complies with Part 15 of the FCC Rules. Operation is subject to the following two conditions:

- (1) this device may not cause harmful interference, and
 - (2) this device must accept any interference received, including interference that may cause undesired operation.
- Any changes or modifications not expressly approved by the party responsible for compliance could void the authority to operate equipment.

This device is restricted to ***indoor*** use.

Federal Communication Commission (FCC) Radiation Exposure Statement

This equipment complies with FCC radiation exposure limits set forth for an uncontrolled environment. This equipment should be installed and operated with minimum distance 20cm between the radiator & your body.

For product available in the USA/Canada market, only channel 1~11 can be operated. Selection of other channels is not possible.

Canada, Innovation, Science and Economic Development Canada (ISED) Notices

This device contains licence-exempt transmitter(s)/receiver(s) that comply with Innovation, Science and Economic Development Canada's licence-exempt RSS(s). Operation is subject to the following two conditions:

- (1) This device may not cause interference.
- (2) This device must accept any interference, including interference that may cause undesired operation of the device.

Avis du Canada, Innovation, Sciences et Développement économique Canada (ISED)

L'émetteur/récepteur exempt de licence contenu dans le présent appareil est conforme aux CNR d'Innovation, Sciences et Développement économique Canada applicables aux appareils radio exempts de licence. L'exploitation est autorisée aux deux conditions suivantes :

- (1) L'appareil ne doit pas produire de brouillage;
- (2) L'appareil doit accepter tout brouillage radioélectrique subi, même si le brouillage est susceptible d'en compromettre le fonctionnement.

Users should also be advised that high-power radars are allocated as primary users (i.e. priority users) of the bands 5250-5350 MHz and 5650-5850 MHz and that these radars could cause interference and/or damage to LE-LAN devices.

Devraient également être informés les utilisateurs que les radars à haute puissance sont désignés comme utilisateurs principaux (c.-à-d. utilisateurs prioritaires) des bandes 5250-5350 MHz et 5650-5850 MHz et que ces radars pourraient provoquer des interférences et / ou endommager les appareils LE-LAN.

The device for operation in the band 5150–5250 MHz is only for indoor use to reduce the potential for harmful interference to co-channel mobile satellite systems.

Le dispositif de fonctionnement dans la bande 5150-5250 MHz est uniquement pour une utilisation à l'intérieur de l'intérieur afin de réduire le potentiel d'interférences nuisibles aux systèmes de satellites mobiles co-canaux.

RED Compliance Statement

Compliance with 2014/53/EU Radio Equipment Directive (RED)

In accordance with Article 10.8(a) and 10.8(b) of the RED, the following table provides information on the frequency bands used and the maximum RF transmit power of the product for sale in the EU:

Frequency range (MHz)	Max. Transmit Power (dBm)
2402-2480 (BT+BLE)	14.11
2412-2472 (Wi-Fi)	19.88
5180-5320	20.78
5500-5700	21.76

A simplified DoC shall be provided as follows: Article 10(9)

Hereby, Edimax Technology Co., Ltd. declares that the radio equipment type **AX3000 Dual band PCI-E Network Adapter** is in compliance with Directive 2014/53/EU

The full text of the EU declaration of conformity is available at the following internet address: <http://www.edimax.com/edimax/global/>

This device meets the EU RED requirements on the limitation of exposure of the general public to electromagnetic fields by way of health protection. This device has been tested and meets the ICNIRP exposure guidelines and the European Standard EN 62311 SAR is measured with this device at a separation of 20cm to the body, while transmitting at the highest certified output power level in all frequency bands of this device. Carry this device at least 20cm away from your body to ensure exposure levels remain at or below the as-tested levels.

For class 2 device (supporting WLAN 5GHz: 5150-5350 MHz)

The device is restricted to indoor use only when operating in the 5150 to 5350 MHz frequency range.

Safety

This equipment is designed with the utmost care for the safety of those who install and use it. However, special attention must be paid to the dangers of electric shock and static electricity when working with electrical equipment. All guidelines of this and of the computer manufacture must therefore be allowed at all times to ensure the safe use of the equipment.

EU Countries Intended for Use

The ETSI version of this device is intended for home and office use in Austria, Belgium, Bulgaria, Cyprus, Czech, Denmark, Estonia, Finland, France, Germany, Greece, Hungary, Ireland, Italy, Latvia, Lithuania, Luxembourg, Malta, Netherlands, Poland, Portugal, Romania, Slovakia, Slovenia, Spain, Sweden, Turkey, and United Kingdom. The ETSI version of this device is also authorized for use in EFTA member states: Iceland, Liechtenstein, Norway, and Switzerland.

EU Countries Not Intended for Use

None

EU Declaration of Conformity

- English:** This equipment is in compliance with the essential requirements and other relevant provisions of Directive 2014/53/EU, 2014/35/EU.
- Français:** Cet équipement est conforme aux exigences essentielles et autres dispositions de la directive 2014/53/EU, 2014/35/EU.
- Čeština:** Toto zařízení je v souladu se základními požadavky a ostatními příslušnými ustanoveními směrnic 2014/53/EU, 2014/35/EU.
- Polski:** Urządzenie jest zgodne z ogólnymi wymaganiami oraz szczególnymi warunkami określonymi Dyrektywą UE 2014/53/EU, 2014/35/EU.
- Română:** Acest echipament este în conformitate cu cerințele esențiale și alte prevederi relevante ale Directivei 2014/53/UE, 2014/35/UE.
- Русский:** Это оборудование соответствует основным требованиям и положениям Директивы 2014/53/EU, 2014/35/EU.
- Magyar:** Ez a berendezés megfelel az alapvető követelményeknek és más vonatkozó irányelveknek (2014/53/EU, 2014/35/EU).
- Türkçe:** Bu cihaz 2014/53/EU, 2014/35/EU direktifleri zorunlu istekler ve diğer hükümlerle ile uyumludur.
- Українська:** Обладнання відповідає вимогам і умовам директиви 2014/53/EU, 2014/35/EU.
- Slovenčina:** Toto zariadenie spĺňa základné požiadavky a ďalšie príslušné ustanovenia smerníc 2014/53/EU, 2014/35/EU.
- Deutsch:** Dieses Gerät erfüllt die Voraussetzungen gemäß den Richtlinien 2014/53/EU, 2014/35/EU.
- Español:** El presente equipo cumple los requisitos esenciales de la Directiva 2014/53/EU, 2014/35/EU.
- Italiano:** Questo apparecchio è conforme ai requisiti essenziali e alle altre disposizioni applicabili della Direttiva 2014/53/EU, 2014/35/UE.
- Nederlands:** Dit apparaat voldoet aan de essentiële eisen en andere van toepassing zijnde bepalingen van richtlijn 2014/53/EU, 2014/35/EU.
- Português:** Este equipamento cumpre os requisitos essenciais da Directiva 2014/53/EU, 2014/35/EU.
- Norsk:** Dette utstyret er i samsvar med de viktigste kravene og andre relevante regler i Direktiv 2014/53/EU, 2014/35/EU.
- Svenska:** Denna utrustning är i överensstämmelse med de väsentliga kraven och övriga relevanta bestämmelser i direktiv 2014/53/EU, 2014/35/EU.
- Dansk:** Dette udstyr er i overensstemmelse med de væsentligste krav og andre relevante forordninger i direktiv 2014/53/EU, 2014/35/EU.
- suomen kieli:** Tämä laite täyttää direktiivien 2014/53/EU, 2014/35/EU. oleelliset vaatimukset ja muut asiaankuuluvat määräykset.

FOR USE IN 



WEEE Directive & Product Disposal



At the end of its serviceable life, this product should not be treated as household or general waste. It should be handed over to the applicable collection point for the recycling of electrical and electronic equipment, or returned to the supplier for disposal.

Declaration of Conformity

We, Edimax Technology Co., Ltd., declare under our sole responsibility, that the equipment described below complies with the requirements of the European Radio Equipment directives.

Equipment: AX3000 Dual band PCI-E Network Adapter
Model No.: EW-7833AXP

The following European standards for essential requirements have been followed:

Directives 2014/53/EU

Spectrum : EN 300 328 V2.1.1 (2016-11)
EN 301 893 V2.1.1 (2017-05)
EN 300 400 V2.1.1 (2017-03)

EMC : EN 55032:2015+AC:2016
EN 55035:2017
EN 301 489-1 V2.1.1 (2017-02)
EN 301 489-17 V3.1.1 (2017-02)

EMF : EN 62311:2008

Safety(LVD) : LVD-EN 62368-1:2014+A11:2017

Edimax Technology Europe B.V.
Fijenhof 2,
5652 AE Eindhoven,
The Netherlands

a company of :
Edimax Technology Co., Ltd.
No. 278, Xinhua 1st Rd.,
Neihu Dist., Taipei City,
Taiwan

Signature:

Printed Name: David Huang
Title: Director



Date of Signature: Dec., 2019

Signature:

Printed Name:

Albert Chang

Title:

Director

Edimax Technology Co., Ltd.