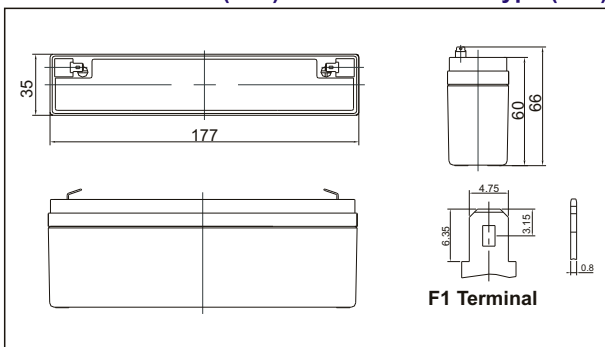


BALA200012V is a general purpose battery with 6~8 years design life in float service. It meets with IEC and JIS standards. With up-dated AGM valve regulated technology and high purity raw materials, the battery has reliable standby service life. It is suitable for UPS/EPS, medical equipment, emergency light and security systems applications.



### Outer dimensions (mm)



### Terminal Type (mm)

F1 Terminal

### Characteristics

capacity(25°C)	20HR	2.0AH
	10HR	1.9AH
	5HR	1.8AH
Terminal type		F1
Inner resistance (fully charged, 25°C)		Approx. 70mΩ
Capacity affected by temperature	40°C	102%
	25°C	100%
	0°C	85%
	15°C	65%
Self-discharge (25°C)	3 months	Remaining Capacity: 91%
	6 months	Remaining Capacity: 82%
	12 months	Remaining Capacity: 65%
Nominal operating temperature		25°C±3°C(77°F±5°F)
Operating temperature range	Discharge	-15°C~50°C(5°F~122°F)
	Charge	-10°C~50°C(14°F~122°F)
	Storage	-20°C~50°C(-4°F~122°F)
Maximum charge current		0.6A
Maximum discharge current		20A(5 sec.)
Designed life		6~8 years

### Specifications

Nominal Voltage		12V
Rated capacity (20 hr to 1.75V per cell @ 25°C)		2.0Ah
Dimensions	Length	177±1mm(6.97 inch)
	Width	35±1mm(1.38 inch)
	Height	60±1mm(2.36 inch)
	Total Height	66±1mm(2.60 inch)
Weight Approx.		0.84 kg(1.85 lbs)±3%

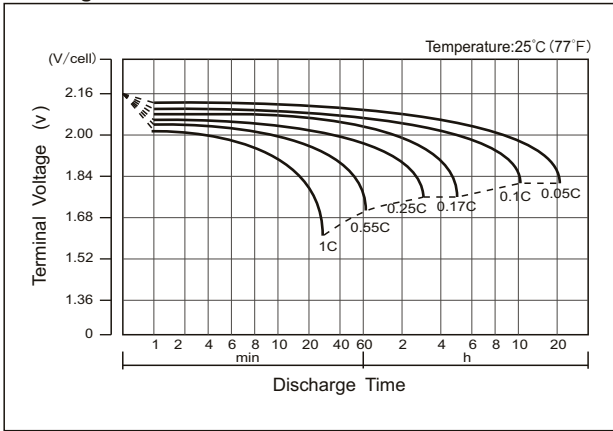
### Construction

Component	Positive plate	Negative plate	Container&Cover	Separator	Electrolyte	Safety value	Terminal
Raw materail	Lead dioxide	Lead	ABS UL94-HB, UL94-V0 Optional.	AGM	Sulfuric acid	Rubber	Copper

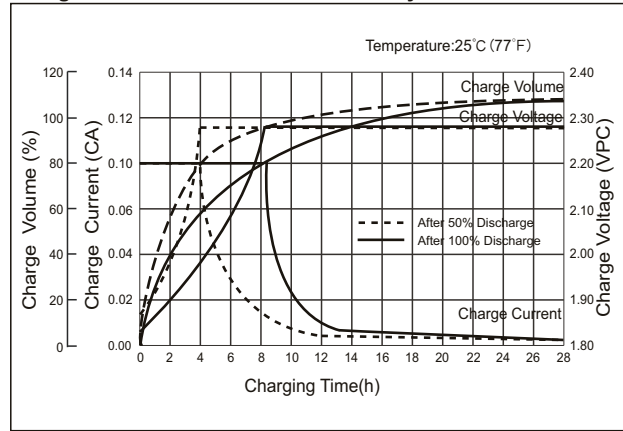
Constant Current Discharge (Amperes/cell) at 25°C (77°F)												
F.V/Time	5MIN	10MIN	15MIN	30MIN	1HR	2HR	3HR	4HR	5HR	8HR	10HR	20HR
1.60V	8.727	6.167	4.458	2.561	1.405	0.863	0.649	0.524	0.434	0.279	0.227	0.12
1.65V	8.115	5.828	4.262	2.458	1.357	0.835	0.629	0.509	0.423	0.276	0.224	0.118
1.70V	7.322	5.365	3.992	2.35	1.313	0.808	0.612	0.496	0.412	0.272	0.221	0.116
1.75V	6.56	4.911	3.715	2.246	1.265	0.78	0.593	0.483	0.401	0.268	0.218	0.115
1.80V	5.76	4.446	3.43	2.147	1.217	0.752	0.575	0.469	0.391	0.264	0.215	0.114
1.85V	4.572	3.633	2.847	1.849	1.091	0.689	0.531	0.436	0.365	0.247	0.202	0.108
Constant Power Discharge (watts/cell) at 25°C (77°F)												
F.V/Time	5MIN	10MIN	15MIN	30MIN	1HR	2HR	3HR	4HR	5HR	8HR	10HR	20HR
1.60V	14.47	10.48	7.794	4.651	2.641	1.635	1.239	1.005	0.836	0.545	0.446	0.236
1.65V	13.61	10.1	7.562	4.512	2.565	1.591	1.206	0.982	0.818	0.54	0.441	0.232
1.70V	12.56	9.466	7.188	4.356	2.497	1.547	1.178	0.959	0.799	0.533	0.435	0.23
1.75V	11.5	8.821	6.786	4.206	2.42	1.5	1.148	0.938	0.782	0.527	0.43	0.227
1.80V	10.31	8.124	6.355	4.061	2.341	1.453	1.117	0.914	0.764	0.519	0.425	0.225
1.85V	8.358	6.758	5.348	3.532	2.113	1.339	1.037	0.853	0.715	0.488	0.4	0.214

The above characteristics represent average values and can be obtained within three charge and discharge cycles. The batteries must be fully charged before testing. The data in this document is subject to change without notice. Please contact NEDIS for the latest available version.

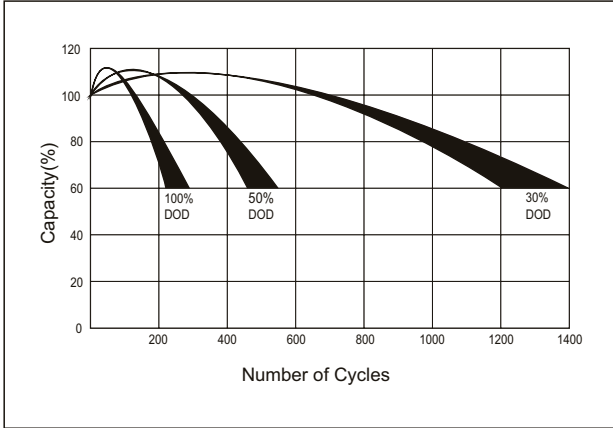
### Discharge Characteristics Curve



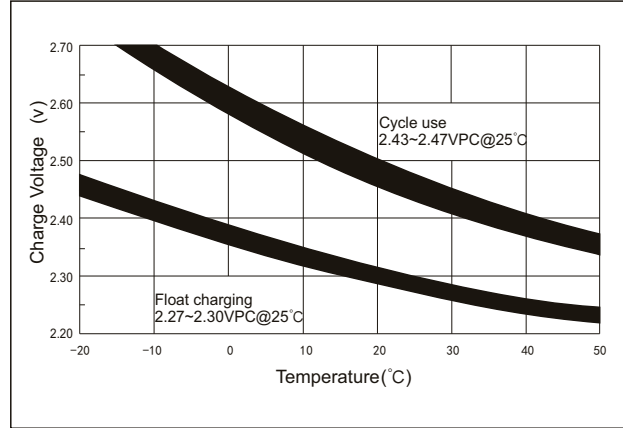
### Charge Characteristic Curve for Standby Use



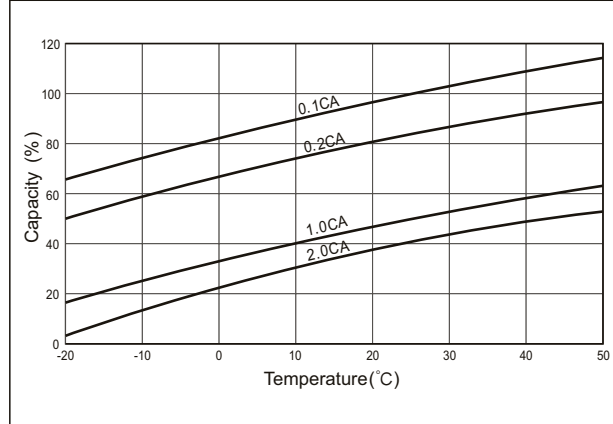
### Cycle Life in Relation to Depth of Discharge



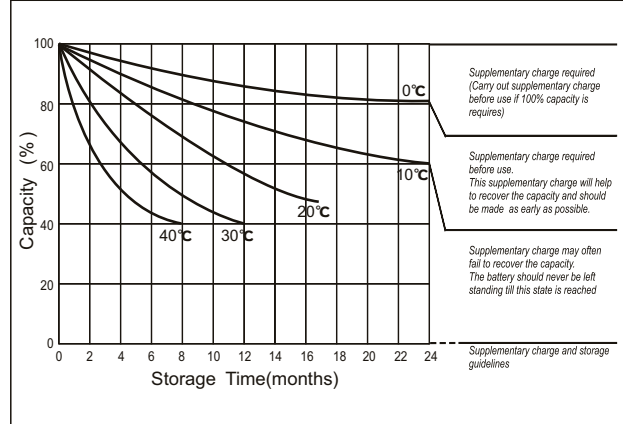
### Relationship Between Charging Voltage and Temperature



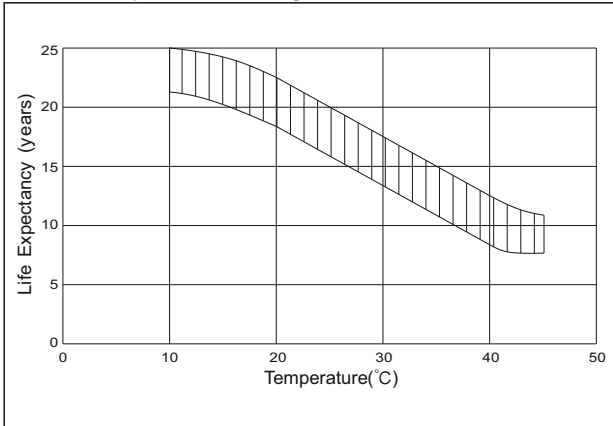
### Temperature Effects On Capacity



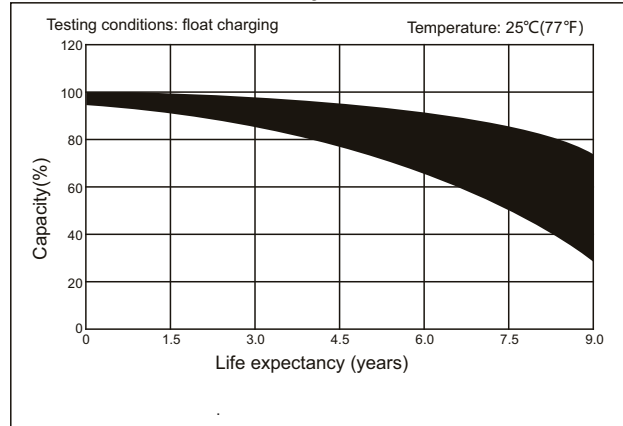
### Storage Characteristics



### Effect of Temperature on Long Term Life



### Life Characteristics of Standby Use



Please note that all information above is subject to change without prior notice. NEDIS reserve the right to explain and update latest information.

## Nedis BV

De Tweeling 28, 5215 MC 's-Hertogenbosch the Netherlands  
www.nedis.com service@nedis.com

