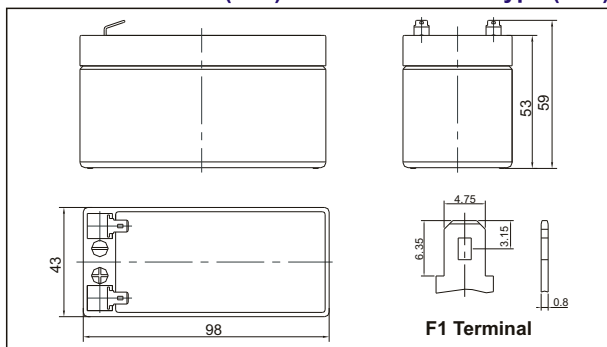


BALA130012V is a general purpose battery with 6~8 years design life in float service. It meets with IEC and JIS standards. With up-dated AGM valve regulated technology and high purity raw materials, the battery has reliable standby service life. It is suitable for UPS/EPS, medical equipment, emergency light and security systems applications.



Outer dimensions (mm)



Terminal Type (mm)

Characteristics

capacity(25°C)	20HR	1.30AH
	10HR	1.12AH
	5HR	1.01AH
Terminal type		F1
Inner resistance (fully charged, 25°C)		Approx. 105mΩ
Capacity affected by temperature	40°C	102%
	25°C	100%
	0°C	85%
	15°C	65%
Self-discharge (25°C)	3 months	Remaining Capacity: 91%
	6 months	Remaining Capacity: 82%
	12 months	Remaining Capacity: 65%
Nominal operating temperature		25°C±3°C(77°F±5°F)
Operating temperature range	Discharge	-15°C~50°C(5°F~122°F)
	Charge	-10°C~50°C(14°F~122°F)
	Storage	-20°C~50°C(-4°F~122°F)
Maximum charge current		0.39A
Maximum discharge current		13A(5 sec.)
Designed life		6~8 years

Specifications

Nominal Voltage		12V
Rated capacity (20 hr to 1.75V per cell @ 25°C)		1.3Ah
Dimensions	Length	98±1mm(3.86 inch)
	Width	43±1mm(1.69 inch)
	Height	53±1mm(2.09 inch)
	Total Height	56±1mm(2.32 inch)
Weight Approx.		0.51 kg(1.12 lbs)±3%

Construction

Component	Positive plate	Negative plate	Container&Cover	Separator	Electrolyte	Safety value	Terminal
Raw materail	Lead dioxide	Lead	ABS UL94-HB, UL94-V0 Optional.	AGM	Sulfuric acid	Rubber	Copper

Constant Current Discharge (Amperes) at 25°C (77°F)

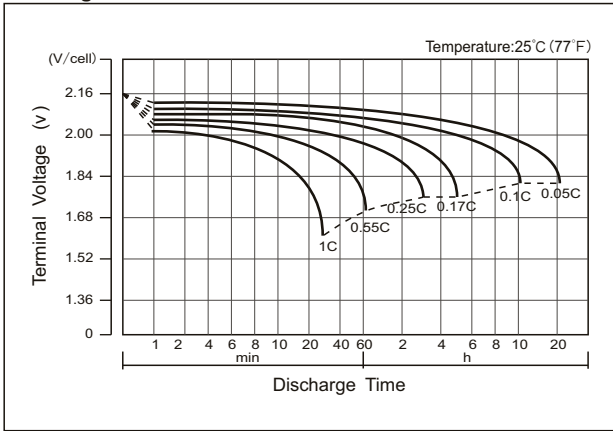
F.V/TIME	5min	10min	15min	30min	60min	2h	3h	4h	5h	10h	20h
9.60V	4.56	2.88	2.28	1.27	0.78	0.43	0.306	0.245	0.208	0.113	0.061
9.90V	4.42	2.79	2.23	1.25	0.77	0.42	0.304	0.243	0.207	0.113	0.061
10.2V	4.24	2.68	2.14	1.21	0.75	0.42	0.302	0.242	0.205	0.112	0.06
10.5V	4.06	2.56	2.07	1.18	0.73	0.41	0.3	0.24	0.204	0.112	0.06
10.8V	3.83	2.42	1.96	1.14	0.71	0.4	0.291	0.233	0.198	0.109	0.059

Constant Power Discharge (watts) at 25°C (77°F)

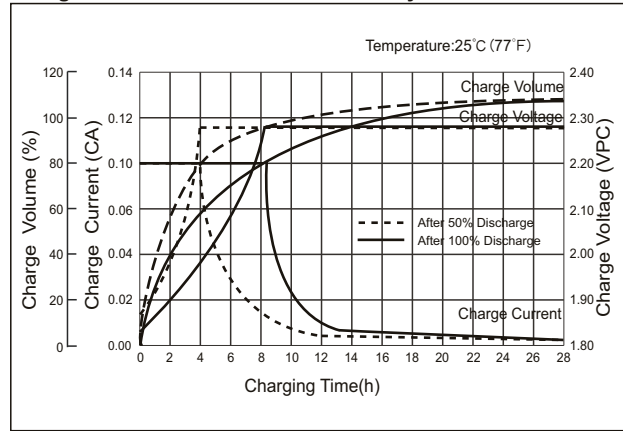
F.V/TIME	5min	10min	15min	30min	60min	2h	3h	4h	5h	10h	20h
9.60V	50.9	32.5	26	14.6	9	4.99	3.64	2.92	2.48	1.36	0.73
9.90V	49.4	31.5	25.4	14.3	8.9	4.96	3.61	2.9	2.47	1.35	0.73
10.2V	47.3	30.2	24.4	13.8	8.7	4.91	3.59	2.88	2.45	1.35	0.72
10.5V	45.3	28.9	23.6	13.5	8.5	4.84	3.56	2.86	2.44	1.34	0.72
10.8V	42.7	27.3	22.4	13	8.2	4.72	3.46	2.77	2.36	1.31	0.71

The above characteristics represent average values and can be obtained within three charge and discharge cycles. The batteries must be fully charged before testing. The data in this document is subject to change without notice. Please contact NEDIS for the latest available version.

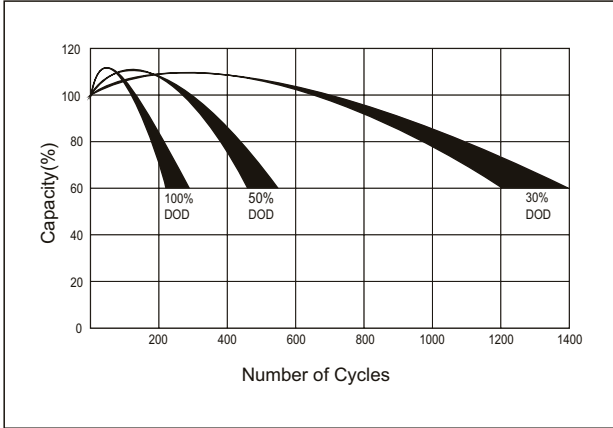
Discharge Characteristics Curve



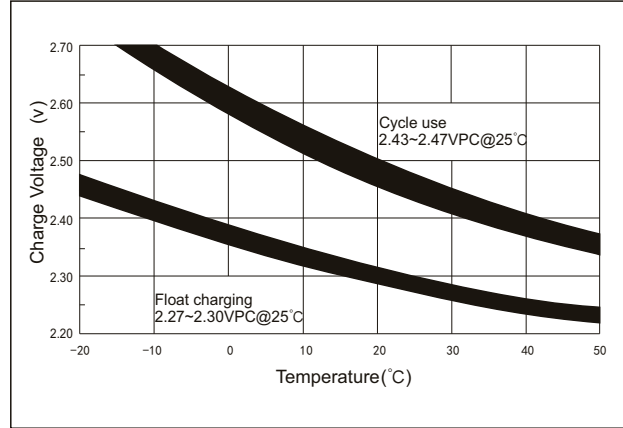
Charge Characteristic Curve for Standby Use



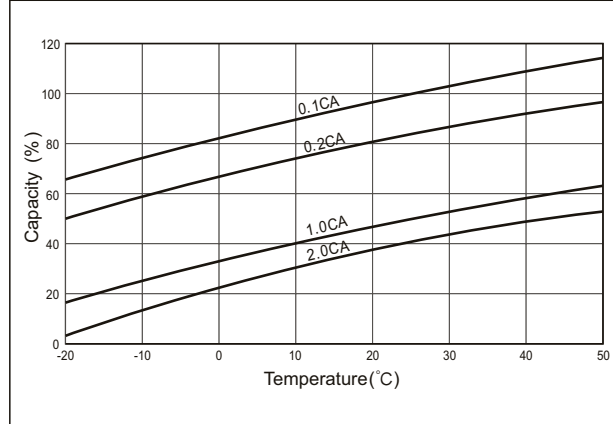
Cycle Life in Relation to Depth of Discharge



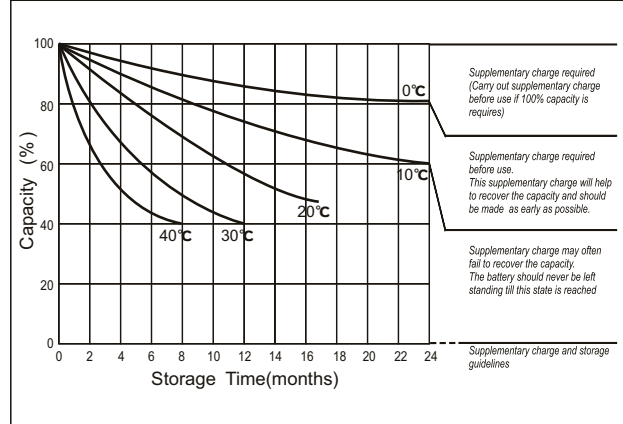
Relationship Between Charging Voltage and Temperature



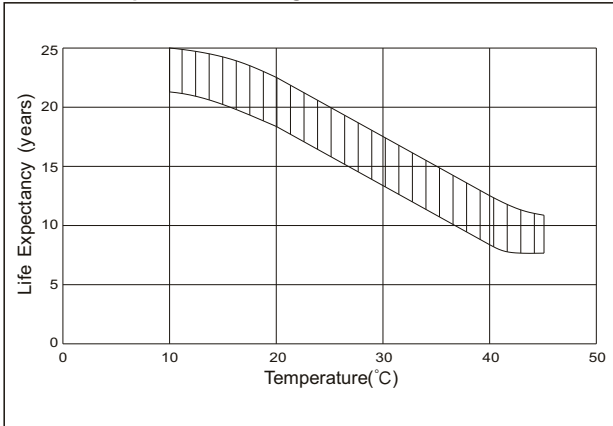
Temperature Effects On Capacity



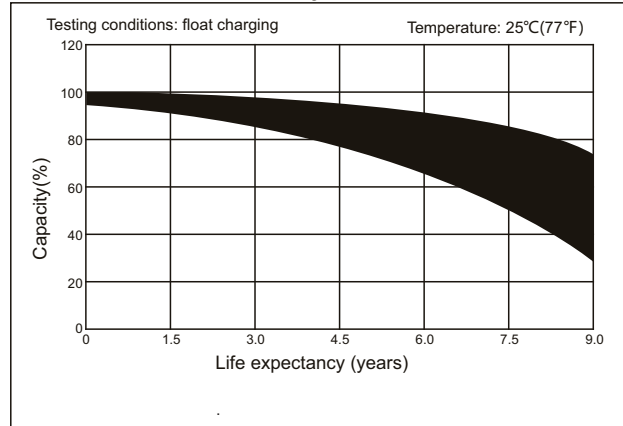
Storage Characteristics



Effect of Temperature on Long Term Life



Life Characteristics of Standby Use



Please note that all information above is subject to change without prior notice. NEDIS reserve the right to explain and update latest information.

Nedis BV

De Tweeling 28, 5215 MC 's-Hertogenbosch the Netherlands
www.nedis.com service@nedis.com

